



ALWAYS THE BEST  
**FLEXIBLE SAFETY  
BARRIERS**





PRESENTS NEW MATERIALS



## CONTENTS

---

01	Rack Protection	page 08	09	BFlex	page 56
02	Bollard	page 16	10	Column Protection	page 64
03	Guard Rails	page 20	11	Loading Bays Protections	page 72
04	Cold Line	page 26	12	Wheel Stop	page 74
05	Pedestrian Safety Barriers	page 34	13	Corner Protection	page 78
06	Warning Bar	page 40	14	Kerb	page 80
07	Doors	page 44	15	Wall Protection	page 84
08	Link	page 50			

---

**mpm**  
PLASTIC PROTECTIONS  
WAREHOUSE


OFFICE

**mpm**  
PLASTIC PROTECTIONS

LOGISTICS



# OUR MATERIALS



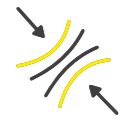
FIRE CLASS V0,  
SELF-EXTINGUISHING,  
NON-FLAME SPREAD  
MATERIAL

**REFLEX**  
RESISTANT AND FLEXIBLE

**FROSTEX**  
RESISTANT TO LOW TEMPERATURES



RESISTANT OVER TIME



HIGH ELASTICITY



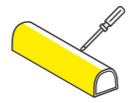
COMPLIANT WITH THE DIRECTIVE UE 2015/863 (ROHS)



100% RICYCLABLE



SELF EXTINGUISHING V0



SCRATCHPROOF MATERIAL



HIGH VISIBILITY AND NO PAINTING REQUIRED



EASY TO CLEAN



ROT-PROOF AND NORMALLY MILDEW-PROOF MATERIAL



NO TOXIC



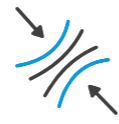
RESISTANT TO CHEMICALS OIL AND FUELS



RESISTANT TO HUMIDITY AND SALINITY



TEMPERATURE RANGE: -30° + 50° C



HIGH ELASTICITY



COMPLIANT WITH THE DIRECTIVE UE 2015/863 (ROHS)



100% RICYCLABLE



HB FLAMMABILITY RATING ACCORDING TO UL 94



SUITABLE FOR FOOD CONTACT



HIGH VISIBILITY AND NO PAINTING REQUIRED



RESISTANT TO CHEMICALS OIL AND FUELS



ROT-PROOF AND NORMALLY MILDEW-PROOF MATERIAL



NO TOXIC



RESISTANT TO HUMIDITY AND SALINITY

RESEARCH AND DEVELOPMENT NEVER STOP!

# ORANGE LINE

**NEWS**

AVAILABLE FOR:  
LM / PED 150 /  
TOWER



**HIGHER VISIBILITY FOR A GREATER SAFETY!**

# NEWS


RESEARCH AND DEVELOPMENT NEVER STOP!

## CLIP 90

AVAILABLE FOR:  
LM / PED 150 /  
TOWER



CUSTOMIZE  
YOUR BARRIER



EASY TO  
INSTALL



MORE  
VISIBILITY

## WORKSTATION



DIFFERENT  
SIZES ON  
REQUEST

**BIG SIZE**  
UP TO 2500 x 940

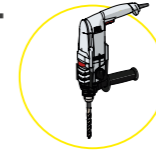
# GENIUS

THE LENGTH THAT YOU WISH



## SAFETY TOTEM

CUT THE RAIL AND DRILL IT  
WITH GENIUS



FOR HUG  
TOWER

FOR PEDESTRIAN  
BARRIER RAILS

FOR PEDESTRIAN  
BARRIER CORNER RAILS



INFORMATION  
SIGN ON SAFETY  
REGULATIONS

GLOVES  
HOLDER

GEL  
HOLDER

SURGICAL  
MASKS  
HOLDER




**WORLD'S UNIQUE SYSTEM!**  
YOUR CUSTOMIZED BARRIER AND HUG TOWER

AVAILABLE IN **FOUR** VERSIONS

# 01

## RACK PROTECTION

OUR PROFILES FIT ALL RACKS



Full range of techno polymer profiles for protection of warehouse racks.

Gamma completa di profili in tecnopolimeri per la protezione di scaffali.

Complète gamme de profilés en tecnopolimère pour la protection d'étagères de dépôts.


Gama completa de perfiles de tecnopolímeros para las protecciones de estanterías.



Rack Protection

EASY TO INSTALL

THE ONLY ONE WITH TRIPLE SHOCK ABSORBER



CUSTOMIZED SOLUTIONS TO FIT ALL UPRIGHTS




**RPS 600**



Small

Packing 6 pz / box  
Packing 115 pz / big parcel  
Colour M



Available also size 400




**RPM 600**




Medium

Packing 4 pz / box  
Packing 80 pz / big parcel  
Colour M



Available also size 400




**RPL 600**




Large

Packing 2 pz / box  
Packing 52 pz / big parcel  
Colour M



Available also size 400



**RPL XL 600**



Extra Large

Packing to be defined  
Colour M


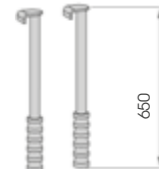


Available also size 400



**RP CLICK**


Packing 1 pz / box



**RACK CORNER**



Packing to be defined  
Colour M



Equipped with accessories


# Rack end Barriers

SM



DIFFERENT SIZES ON REQUEST

FAST AND EASY TO INSTALL

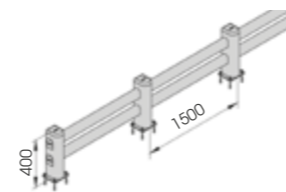


M12 GALVANISED STEEL



SM 1500x400 MODULAR

Packing Colour **B** **M** unpacked on pallet

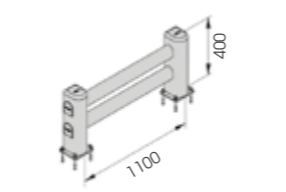


Equipped with accessories



SM 1100x400

Length 1.100 Packing Colour **B** **M** unpacked on pallet



Equipped with accessories




# Rack end Barriers

LM



DIFFERENT SIZES ON REQUEST

FAST AND EASY TO INSTALL

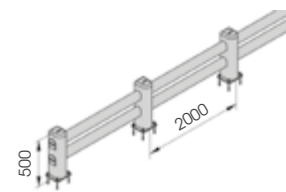


M12 GALVANISED STEEL



LM 2000x500 MODULAR

Packing Colour **B** **M** unpacked on pallet

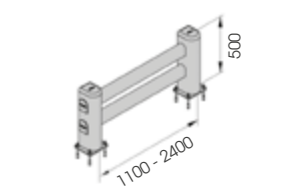


Equipped with accessories



LM 1100x500  
LM 2400x500

Length 1.100 / 2.400 mm Packing Colour **B** **M** unpacked on pallet



Equipped with accessories



# FENCE 90



DIFFERENT SIZES ON REQUEST

FAST AND EASY TO INSTALL



M12 GALVANISED STEEL



FE 90 1100x350

Length 1.100 mm  
Packing unpacked on pallet  
Colour B M




Equipped with accessories



FE 90 2400x350

Length 2.400 mm  
Packing unpacked on pallet  
Colour B M



Equipped with accessories



# FENCE 150



DIFFERENT SIZES ON REQUEST

FAST AND EASY TO INSTALL




M12 GALVANISED STEEL



FE 150 1100x550

Length 1.100 mm  
Packing unpacked on pallet  
Colour B M

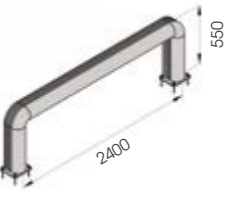


Equipped with accessories



FE 150 2400x550

Length 2.400 mm  
Packing unpacked on pallet  
Colour B M



Equipped with accessories





# FENCE 150 REINFORCED



DIFFERENT SIZES ON REQUEST

FAST AND EASY TO INSTALL



FE 150 REF 1100x550

Length **1.100 mm**  
Packing **unpacked on pallet**  
Colour **B M**



Equipped with accessories




FE 150 REF 2400x550

Length **2.400 mm**  
Packing **unpacked on pallet**  
Colour **B M**



Equipped with accessories



# FENCE LINK



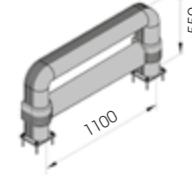
DIFFERENT SIZES ON REQUEST

FAST AND EASY TO INSTALL




FE LINK 1100x550

Length **1.100 mm**  
Packing **unpacked on pallet**  
Colour **B M**

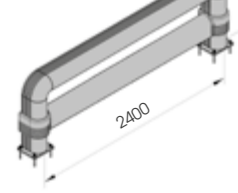


Equipped with accessories



FE LINK 2400x550

Length **2.400 mm**  
Packing **unpacked on pallet**  
Colour **B M**



Equipped with accessories



# 02 BOLLARD

Designed to protect access to gates or big doors from huge traffic or simply to mark restricted areas for pedestrians. Fully equipped with fixing accessories.

Ideato per proteggere l'accesso a cancelli o portoni dalla movimentazione di mezzi pesanti o semplicemente per impedire l'ingresso di pedoni. Provisto di accessori di fissaggio.

Étudié pour protéger l'accès aux portes ou entrées de grand trafic ou simplement pour marquer les zones de passage piétons. Equipé avec les accessoires d'installation.

Diseñado para proteger el acceso a puertas o portones del movimiento de vehículos pesados o simplemente para evitar la entrada de peatones. Provisto de accesorios de fijación.



GRD 90



Bollard

FAST AND EASY TO INSTALL



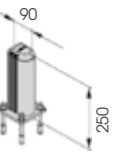
M12  
GALVANISED STEEL



GRD 90 250

Packing Colour **unpacked on pallet**  
B M

Equipped with accessories



GRD 150



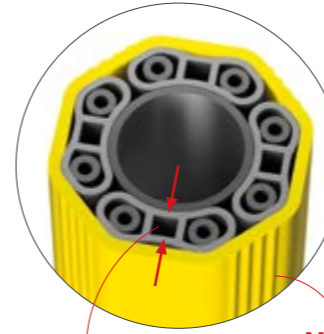

FAST AND EASY TO INSTALL

Bollard



M12 GALVANISED STEEL

GRD 200



FLEXIBLE

NEW ANTISHOCK BUMPER



INCLUDED

FAST AND EASY TO INSTALL

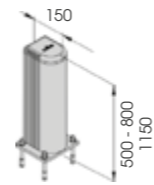


S16 GALVANISED STEEL



GRD 150 \* 500  
800  
1150

Packing Colour **B** **M** unpacked on pallet



Equipped with accessories



GRD 200 1200  
2000

Packing Colour **M** unpacked on pallet



Equipped with accessories



## 03


GUARD  
RAILS

A new bumper system specific for the protection of the walls resistant against trolleys movements. Designed by following an innovative technical design that combines speed and simplicity in the steps of installation and cleaning. Available in different lengths.

Sistema profili antiurto specifico per la protezione delle pareti dai carrelli in movimento. Progettato seguendo un innovativo disegno tecnico che coniuga rapidità e semplicità nelle fasi di installazione e pulizia. Disponibile in diverse lunghezze.

Nouveau système bumper, spécifique pour protéger les murs contre les mouvements des charriots. Étudié avec un modern dessin qui regroupe la rapidité et la facilité pendant l'installation et le nettoyage. Disponible en différents longueurs.

Sistema de perfiles anti-impacto específico para la protección de las paredes de los carros en movimiento. Diseñado según un diseño técnico innovador que une velocidad y simplicidad en las fases de instalación y limpieza. Disponible en diferentes longitudes.




# GUARD RAIL 90



QUICK  
INSTALLATION  
WITH  
EXPANSION  
SCREW



M16  
GALVANISED STEEL



ALTERNATIVE FIXING  
HIGH RESISTANCE WITH RESIN  
SF16  
STAINLESS STEEL

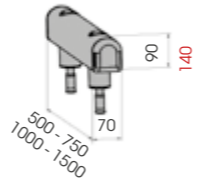


GR 90 500  
750  
1000  
1500

Length 500 mm  
Packing unpacked on pallet

Length 750 / 1000 / 1500 mm  
Packing 2 pz / box

Colour B M



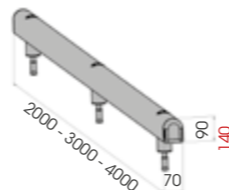
Equipped with accessories




GR 90 2000  
3000  
4000

Length 2.000 / 3.000 / 4.000 mm  
Packing unpacked on pallet

Colour B M



Equipped with accessories




# GUARD RAIL 150



HIGH  
RESISTANCE  
WITH  
RESIN



SF20  
STAINLESS STEEL

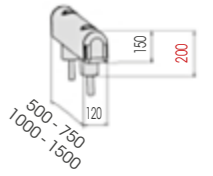


GR 150 500  
750  
1000  
1500

Length 500 / 750 /  
1000 / 1500 mm

Packing unpacked on pallet

Colour B M



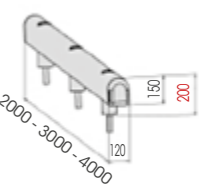
Equipped with accessories




GR 150 2000  
3000  
4000

Length 2.000 / 3.000 / 4.000 mm  
Packing unpacked on pallet


Colour B M



Equipped with accessories



# GRIN 90



M12 GALVANISED STEEL

# GRIN 150

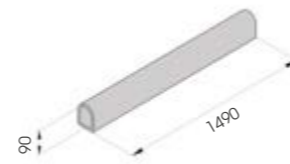


M12 GALVANISED STEEL



GRIN 90 1500

Length **1500 mm**  
Packing **to be defined**  
Colour **M**



GRINCO 90

Packing **to be defined**  
Colour **M**



Equipped with accessories



GRINT 90

Packing **to be defined**  
Colour **M**



Equipped with accessories



GRIN 150 2000

Length **2000 mm**  
Packing **to be defined**  
Colour **M**



GRINCO 150

Packing **to be defined**  
Colour **M**



Equipped with accessories



GRINT 150

Packing **to be defined**  
Colour **M**



Equipped with accessories



# 04 COLD LINE

Specific solutions for the protection of areas at risk of impact, in environments with negative temperature. They are suitable to protect corners, entrances, gates, panels and cold rooms walls.

Soluzioni specifiche per la protezione di zone a rischio d'impatto in ambienti a temperatura negativa. Ideali per proteggere angoli sporgenti, accessi e portoni, pannelli e pareti di celle frigorifere.

Solutions spécifiques pour la protection des zones à risque de collision dans les environnements à température négative. Idéal pour protéger les angles, les entrées et les portes, les panneaux et les murs des chambres froides.

Soluciones específicas para proteger las zonas con riesgo de impacto en entornos de temperatura negativa. Son ideales para proteger esquinas, entradas y puertas, paneles y paredes de las cámaras frigoríficas.



RESISTANT  
TO LOW  
TEMPERATURES

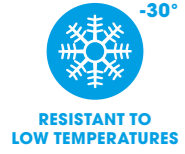
**FROSTEX**  
RESISTANT TO LOW TEMPERATURES



# ROD 70



REMOVABLE  
EASY TO  
REMOVE AND  
TO REPLACE



M20  
GALVANISED STEEL

# ROD 120



REMOVABLE  
EASY TO  
REMOVE AND  
TO REPLACE



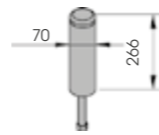
M30  
GALVANISED STEEL

### Fixing accessory available also in stainless steel



ROD 70 266

Packing Colour 1 pz / box  
M



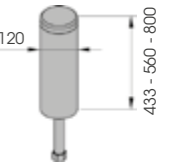
Drill Ø 38  
Equipped with accessories

### Fixing accessory available also in stainless steel



ROD 120 433  
560  
800

Packing Colour 1 pz / bag  
M



Drill Ø 56  
Equipped with accessories





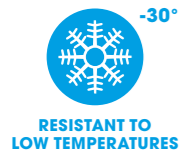
# ROD FLOOR 70




**QUICK  
INSTALLATION  
WITH  
EXPANSION  
SCREW**



**M16  
GALVANISED STEEL**

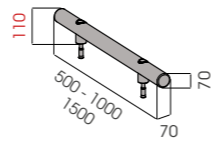


**RESISTANT TO  
LOW TEMPERATURES**



**RF 70** 500  
1000  
1500

Length 500 / 1000 / 1500 mm  
Packing unpacked on pallet  
Colour **M**

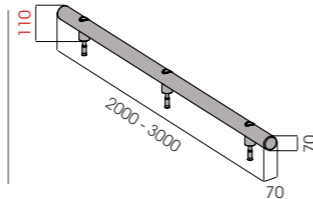


Equipped with accessories



**RF 70** 2000  
3000

Length 2.000 / 3.000 mm  
Packing unpacked on pallet  
Colour **M**



Equipped with accessories



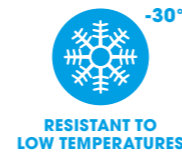
# ROD FLOOR 120




**HIGH  
RESISTANCE  
WITH  
RESIN**



**SF20  
STAINLESS STEEL**

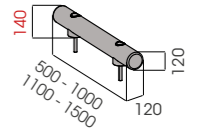


**RESISTANT TO  
LOW TEMPERATURES**



**RF 120** 500  
1000  
1100  
1500

Length 500 / 1000 / 1100 / 1500 mm  
Packing unpacked on pallet  
Colour **M**

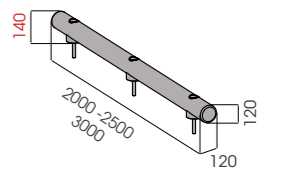


Equipped with accessories




**RF 120** 2000  
2500  
3000

Length 2.000 / 2.100 / 3.000 mm  
Packing unpacked on pallet  
Colour **M**



Equipped with accessories



# ROD FLOOR 120 DOUBLE RACK END



Cold Line



SF20 x 450  
STAINLESS STEEL



350

NOT SHARP EDGES

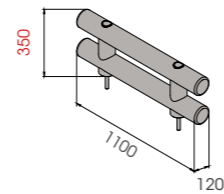


RESISTANT TO  
LOW TEMPERATURES



## RF 120 DOUBLE 1100

Length 1100 mm  
Packing unpacked on pallet  
Colour M

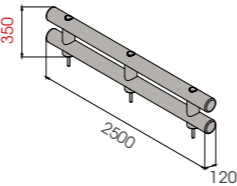


Equipped with accessories




## RF 120 DOUBLE 2500

Length 2.500 mm  
Packing unpacked on pallet  
Colour M



Equipped with accessories




# ROD FLOOR 120 DOUBLE



Cold Line




SF20 x 450  
STAINLESS STEEL



350

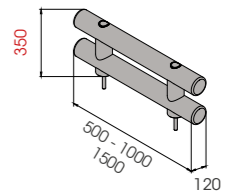


RESISTANT TO  
LOW TEMPERATURES



## RF 120 DOUBLE 500 1000 1500

Length 500 / 1000 / 1500 mm  
Packing unpacked on pallet  
Colour M

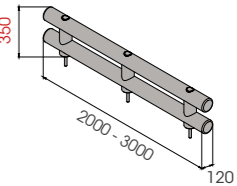


Equipped with accessories



## RF 120 DOUBLE 2000 3000

Length 2.000 / 3.000 mm  
Packing unpacked on pallet  
Colour M



Equipped with accessories



# 05

## PEDESTRIAN SAFETY BARRIERS

A new protection system specific for the protection of pedestrians and resistant to trolleys movements with different load types. Designed by following an innovative technical design that combines speed and simplicity in the steps of installation and cleaning. Available in different lengths.

Sistema di profili antiurto specifico per la protezione delle aree pedonali dai carrelli in movimento con diverse portate di carico. Progettato seguendo un innovativo disegno tecnico che coniuga rapidità e semplicità nelle fasi di installazione e pulizia. Disponibile in diverse lunghezze.

Nouveau système bumper, spécifique pour protéger les zones piétonnes contre les mouvements des charriots. Étudié avec un modern dessin qui regroupe la rapidité et la facilité pendant l'installation et le nettoyage. Disponible en différents longueurs.

Sistema específico de perfiles antichoque para la protección de zonas peatonales de carros en movimiento con diferentes capacidades de carga. Diseñado según un diseño técnico innovador que une velocidad y simplicidad en las fases de instalación y limpieza. Disponible en diferentes longitudes.



### HAND RAIL 90



FAST AND EASY TO INSTALL



M12 GALVANISED STEEL




HR 90 1500x1150 MODULAR

Packing Colour **unpacked on pallet**  
M

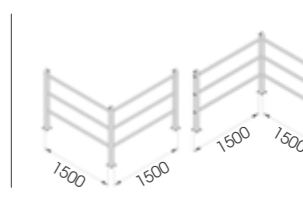


Equipped with accessories



HR 90 1500x1150 CORNER

Packing Colour **unpacked on pallet**  
M



Equipped with accessories



# PEDESTRIAN 90



FAST AND EASY TO INSTALL




M12 GALVANISED STEEL




PEDESTRIAN 90 1500x1150 MODULAR

Packing Colour **unpacked on pallet**  
B M

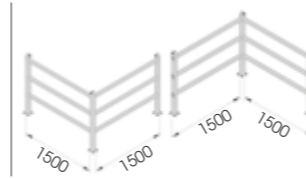


Equipped with accessories



PEDESTRIAN 90 1500x1150 CORNER

Packing Colour **unpacked on pallet**  
B M



Equipped with accessories



# PEDESTRIAN 150



FAST AND EASY TO INSTALL

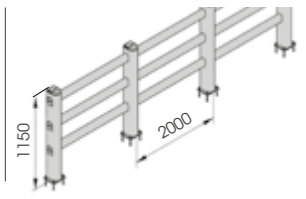


M12 GALVANISED STEEL



PEDESTRIAN 150 2000x1150 MODULAR

Packing Colour **unpacked on pallet**  
B M

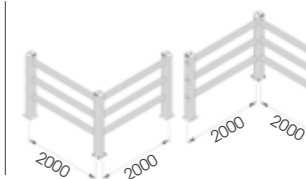


Equipped with accessories



PEDESTRIAN 150 2000x1150 CORNER

Packing Colour **unpacked on pallet**  
B M



Equipped with accessories



# PEDESTRIAN 90 REINFORCED




M12 GALVANISED STEEL



PED 90 REF MODULAR


Packing Colour **unpacked on pallet**  
 Colour **B M**



Equipped with accessories



# PEDESTRIAN 150 LINK

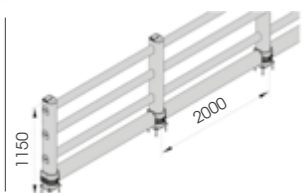


M12 GALVANISED STEEL



PED 150 LINK

Packing Colour **unpacked on pallet**  
 Colour **B M**



Equipped with accessories



# 06

## WARNING BAR


The ceiling-mounted protection system has been designed to prevent forklifts collisions with overhead infrastructure. Warning bar is created to keep under control the passage of forklifts that exceed height limits, attracting the attention of drivers and inviting them to a more careful guide. Useful to protect gates, loading docks or overhead assets. Available in different lengths.

Sistema di protezione a soffitto ideato per prevenire le collisioni dei carrelli elevatori in movimento con le infrastrutture sopraelevate. Warning bar è progettato per limitare il passaggio di carrelli che superano i limiti di altezza, attirando l'attenzione dei carrellisti e invitandoli ad una guida più accorta. L'installazione è consigliata in prossimità di portoni, baie di carico o di attrezzature sospese. Disponibile in diverse lunghezze.

Système de protection à monter sur le plafond créé pour prévenir les collisions des chariots élévateurs en mouvement avec les infrastructures en hauteur. Warning bar est très utile pour limiter le passage des chariots élévateurs qui dépassent les limites d'hauteur, pour attirer l'attention des conducteurs et de les habituer à faire plus attention à la conduite des chariots élévateurs. C'est installé en proximité de cadres de porte, quais de chargement et infrastructures suspendues. Disponible en plusieurs tailles.

Sistema de protección aérea diseñado para evitar la colisión de carretillas elevadoras en movimiento con infraestructuras elevadas. La barra está diseñada para limitar el paso de las carretillas que superan los límites de altura, llamando la atención de los conductores de montacargas e invitándoles a conducir con más cuidado. Se recomienda su instalación cerca de puertas, muelles de carga o equipos suspendidos. Disponible en varias longitudes.

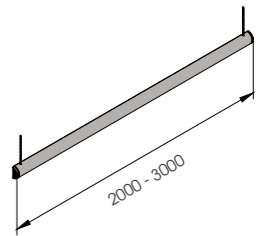
## WARNING BAR



WBAR

Equipped with accessories


Length 2000 / 3000 mm  
Packing to be defined  
Colour M



# WARNING BAR / INFORMATION SIGN



# WARNING BAR / LIGHT & SOUND




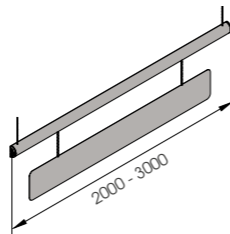
LIGHT AND SOUND SIGNAL



WBIS

Equipped with accessories

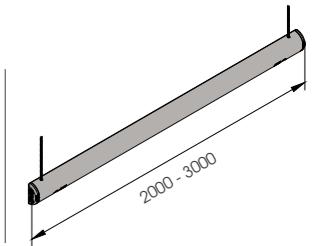
Length 2000 / 3000 mm  
Packing to be defined  
Colour M



WBLS

Equipped with accessories

Length 2000 / 3000 mm  
Packing to be defined  
Colour M



# 07 DOORS

Safety gate system with different opening possibilities, ideated to be installed on our pedestrian barriers. Designed by following an innovative technical design that combines speed and simplicity in the steps of installation and cleaning. Available in different opening systems.

Sistema di cancelli antiurto ideati per l'installazione nelle nostre barriere di protezione per aree pedonali. Progettati seguendo un innovativo disegno tecnico che coniuga rapidità e semplicità nelle fasi di installazione e pulizia. Disponibili molteplici sistemi di apertura.

Système de portillons résistant aux chocs étudié pour l'installation de nos barrières de protections pour les zones piétons. Portillons conçus suivant un design innovant qui combine rapidité et simplicité pendant le montage et le nettoyage. Différents systèmes d'ouvertures disponibles.

Sistema de puertas antigolpe diseñadas para la instalación de nuestras barreras de protección para áreas peatonales. Diseñado según un diseño técnico innovador que une velocidad y simplicidad en las fases de instalación y limpieza. Están disponibles varios sistemas de apertura.




## FULL FRAME




DIFFERENT SIZES ON REQUEST

FAST AND EASY TO INSTALL

OPTION:  
WALL FIXING  
ACCESSORIES



NEW  
BIGGER PLATES!




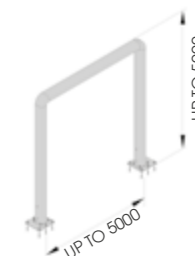
M16  
STAINLESS STEEL



FFB SELF STANDING

Packing Colour **to be defined**  
M

Equipped with accessories





# DOOR PEDESTRIAN 90


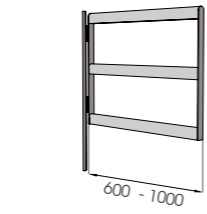
DIFFERENT SIZES ON REQUEST



**DP 90 ONE WAY**

Equipped with accessories


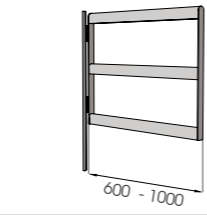
Packing Colour **to be defined**



**DP 90 SWING**

Equipped with accessories


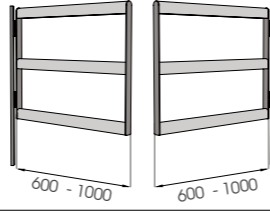
Packing Colour **to be defined**



**DP 90 SWING DOUBLE**

Equipped with accessories

Packing Colour **to be defined**



# DOOR PEDESTRIAN 150


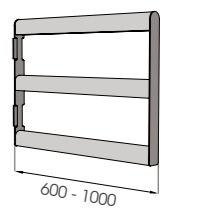
DIFFERENT SIZES ON REQUEST



**DP 150 ONE WAY**

Equipped with accessories


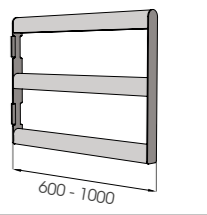
Packing Colour **to be defined**



**DP 150 SWING**

Equipped with accessories

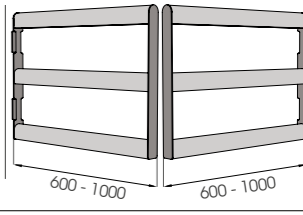
Packing Colour **to be defined**



**DP 150 SWING DOUBLE**

Equipped with accessories

Packing Colour **to be defined**

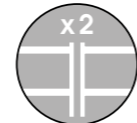


# LIFT GATE 90

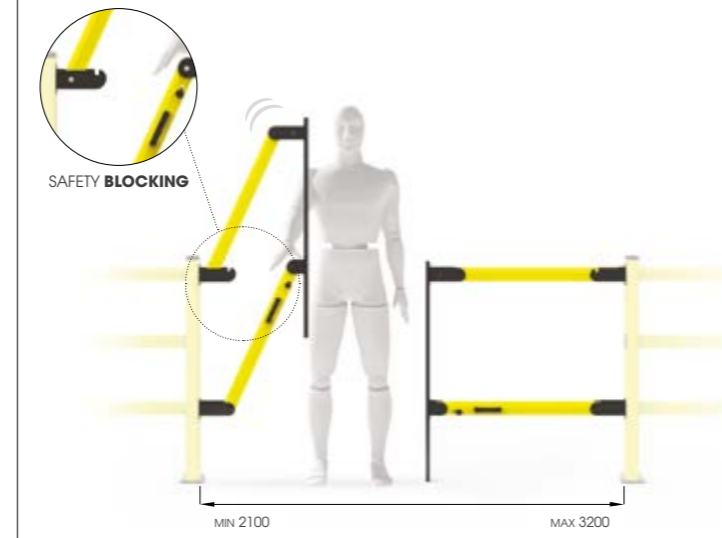
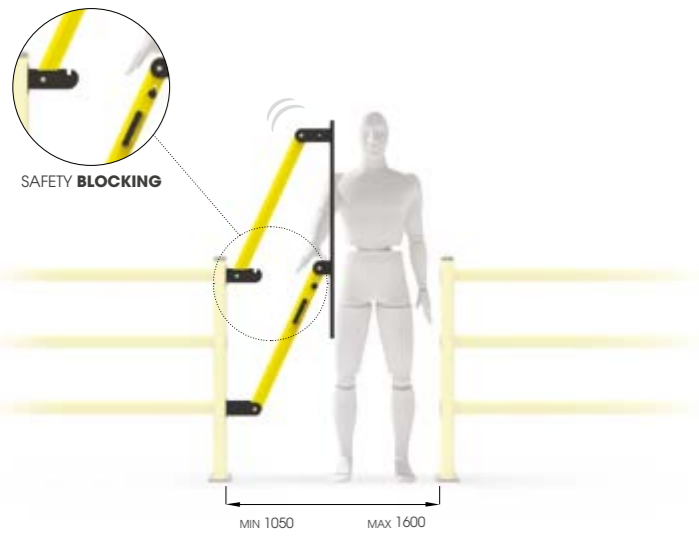
DIFFERENT SIZES ON REQUEST

NEW

# LIFT GATE 90 DOUBLE



DOUBLE GATE




LIFT GATE 90

Equipped with accessories

Packing Colour **to be defined**

M



LIFT GATE 90 DOUBLE

Equipped with accessories

Packing Colour **to be defined**

M



# LIFT GATE 150

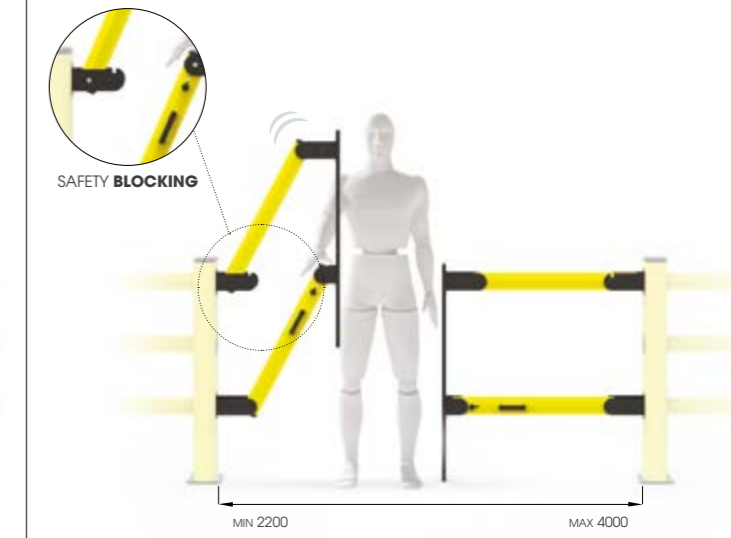
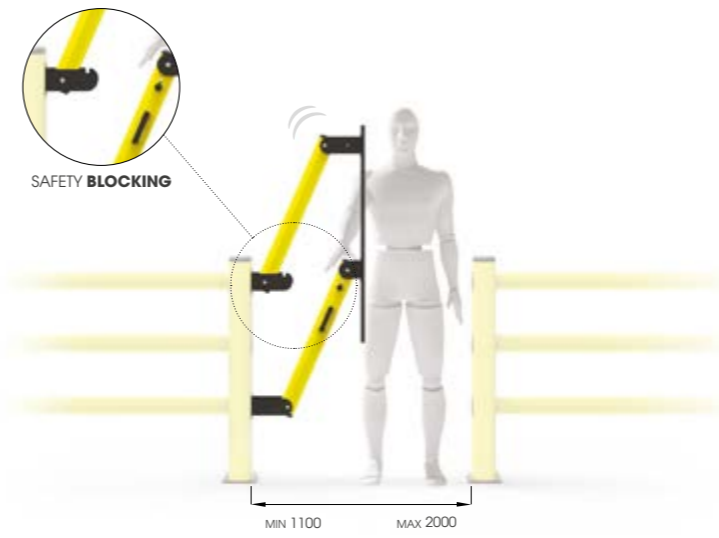
DIFFERENT SIZES ON REQUEST

NEW

# LIFT GATE 150 DOUBLE



DOUBLE GATE




LIFT GATE 150

Equipped with accessories

Packing Colour **to be defined**

M




LIFT GATE 150 DOUBLE

Equipped with accessories

Packing Colour **to be defined**

M



# 08

# LINK

The first adaptable barrier in the world thanks to the new connection system. Rail adjustable height, easy to set up, higher resistance in the most critical points.

Prima barriera al mondo regolabile a piacimento con nuovo sistema di raccordo. Altezza regolabile, facilmente componibili e resistenza potenziata nei punti piu' critici.

Première barrière au monde à modifier aux besoins avec un nouveau système de jonction. Hauteur à changer, facile à assembler et résistance renforcée aux points plus compliqués.

Primera barrera del mundo ajustable según lo necesario con un nuevo sistema de ajuste. Altura ajustable, fácilmente componibles y resistencia potenciada en los puntos más críticos.

**NEW  
PRODUCT**



**ADAPTABLE  
HEIGHT**  
↕  
**ON YOUR  
NEEDS**

## LINK 150/3




Link

**DIFFERENT  
SIZES ON  
REQUEST**



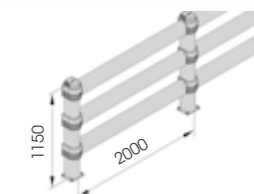
**M12  
GALVANISED STEEL**



**LINK 150/3**

Packing **unpacked on pallet**  
Colour **B M**

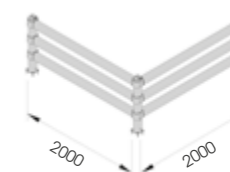
Equipped with accessories



**LINK 150/3  
CORNER**

Packing **unpacked on pallet**  
Colour **B M**

Equipped with accessories




# LINK 150/2



DIFFERENT SIZES ON REQUEST





M12 GALVANISED STEEL



LINK 150/2

Equipped with accessories

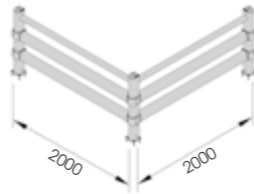
Packing Colour **B** **M** unpacked on pallet



LINK 150/2 CORNER

Equipped with accessories

Packing Colour **B** **M** unpacked on pallet



# LINK 150/1



DIFFERENT SIZES ON REQUEST




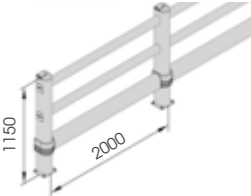
M12 GALVANISED STEEL



LINK 150/1

Equipped with accessories

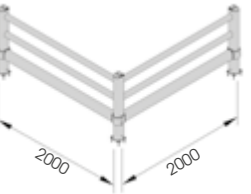
Packing Colour **B** **M** unpacked on pallet



LINK 150/1 CORNER

Equipped with accessories

Packing Colour **B** **M** unpacked on pallet




# LINK LM



DIFFERENT SIZES ON REQUEST



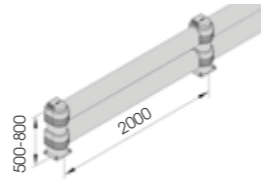
M12 GALVANISED STEEL



LINK LM 500 800

Equipped with accessories

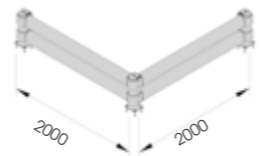
Packing Colour **B** **M** unpacked on pallet



LINK LM CORNER

Equipped with accessories


Packing Colour **B** **M** unpacked on pallet



# LINK SINGLE



DIFFERENT SIZES ON REQUEST



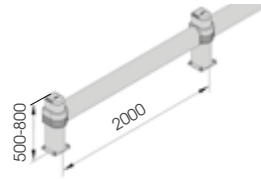
M12 GALVANISED STEEL



LINK SINGLE 500 800

Equipped with accessories


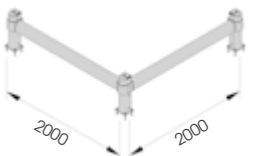
Packing Colour **B** **M** unpacked on pallet



LINK SINGLE CORNER

Equipped with accessories

Packing Colour **B** **M** unpacked on pallet



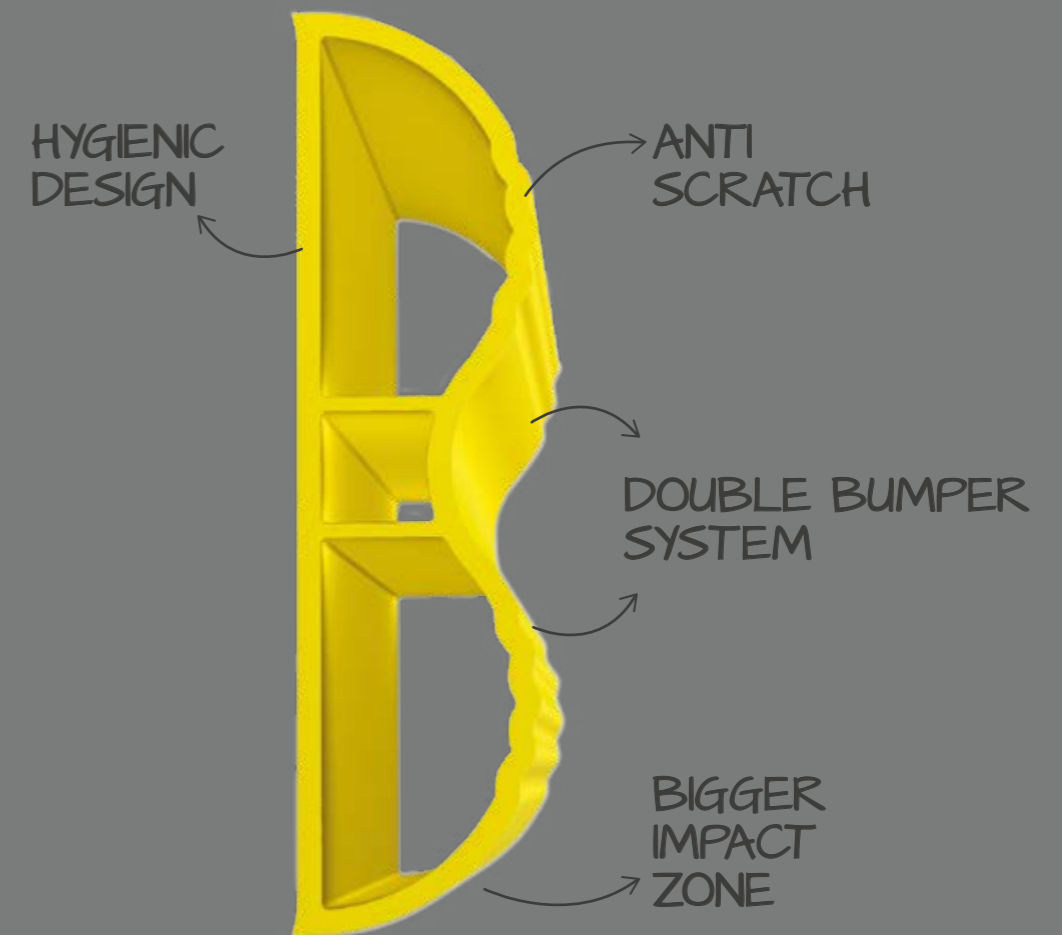
# 09 BFLEX

A new safety protection system with reinforced profile. It is a more flexible and shock-absorber solution. Designed to ensure high safety standards and to resist impacts from heavy loads. Available in many different versions.

Nuovo sistema di protezioni con profilo rinforzato, doppiamente flessibile e assorbente. Progettato e realizzato con un particolare design per garantire alti livelli di sicurezza e resistere all'impatto da carichi pesanti. Disponibile in diverse versioni.

Nouveau système de protection avec profil renforcé, doublement flexible et absorbant. Conçu et produit avec un design particulier pour assurer des niveaux élevés de sécurité et résister à l'impact des charges lourdes. Disponible en plusieurs versions.

Nuevo sistema de protección con perfil reforzado, más flexible y capaz de absorber los impactos. Diseñado para asegurar el entorno laboral y para resistir a los impactos de cargas pesadas. Disponible en diferentes versiones.



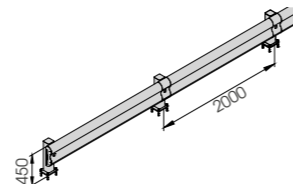
**BFLEX.FRONT/1**



**BFLEX.FRONT/1 2000x450 MODULAR**

Equipped with accessories

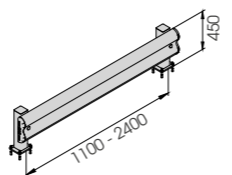
Packing Colour **M** unpacked on pallet



**BFLEX.FRONT/1 1100x450**  
**BFLEX.FRONT/1 2400x450**

Equipped with accessories

Length Packing Colour **M** 1.100 / 2.400 mm unpacked on pallet



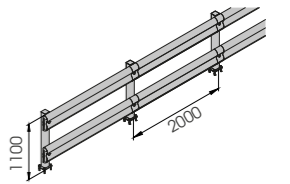
**BFLEX.FRONT/2**



**BFLEX.FRONT/2 2000x1100 MODULAR**

Equipped with accessories

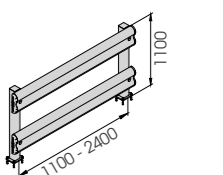
Packing Colour **M** unpacked on pallet




**BFLEX.FRONT/2 1100x1100**  
**BFLEX.FRONT/2 2400x1100**

Equipped with accessories

Length Packing Colour **M** 1.100 / 2.400 mm unpacked on pallet



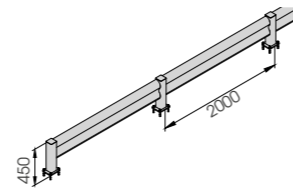


**BFLEX.COM/1 2000x450 MODULAR**

**Corners available**

Equipped with accessories

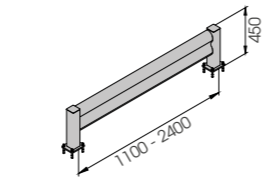
Packing Colour **M** unpacked on pallet



**BFLEX.COM/1 1100x450**  
**BFLEX.COM/1 2400x450**

Equipped with accessories

Length Packing Colour **M** 1.100 / 2.400 mm unpacked on pallet

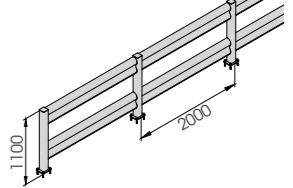


**BFLEX.COM/2 2000x1100 MODULAR**

**Corners available**

Equipped with accessories

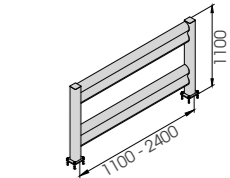
Packing Colour **M** unpacked on pallet



**BFLEX.COM/2 1100x1100**  
**BFLEX.COM/2 2400x1100**

Equipped with accessories

Length Packing Colour **M** 1.100 / 2.400 mm unpacked on pallet





NOW READY  
NEW OPTIONS FOR  
OUR SAFETY BARRIERS  
AND RACK PROTECTORS



AVAILABLE FOR:  
**LINK / SM / LM / FENCE**  
**HR 90 / PED 90 / PED 150**



# 10

## COLUMN PROTECTION

A new bumper system specific for the protection of the columns resistant against trolleys movements and for different load types. Designed by following an innovative technical design that combines speed and simplicity in the steps of installation and cleaning. Available in different heights and fixing systems.



Sistema di profili specifico per la protezione delle colonne dai carrelli in movimento di varie portate. Progettato seguendo un innovativo disegno tecnico che coniuga rapidità e semplicità nella fasi di installazione e pulizia. Disponibile in diverse altezze e tipologie di fissaggio.

Nouveau système bumper, spécifique pour protéger les poteaux contre les mouvements des chariots. Étudié avec un modern dessin qui regroupe la rapidité et la facilité pendant l'installation et le nettoyage. Disponible en différents hauteurs et différents fixations.

Sistema de perfiles específico para la protección de las columnas de los carros en movimiento de diferentes capacidades. Diseñado según un innovador diseño técnico que une velocidad y simplicidad en las fases de instalación y limpieza. Disponible en diferentes alturas y tipos de fijación.




- REMOVABLE
- NO SCRATCHES
- VERY SOLID AND SLIM DESIGN
- NO FIXING IS REQUIRED

# COLUMN PROTECTION 90



DIFFERENT SIZES ON REQUEST



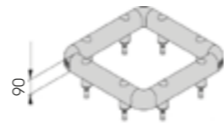
M16  
STAINLESS STEEL



COPRO 90

Equipped with accessories


Packing Colour **unpacked on pallet**



# COLUMN PROTECTION 150



DIFFERENT SIZES ON REQUEST



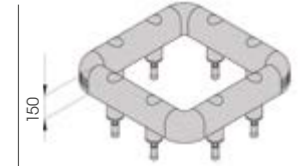
SF20  
STAINLESS STEEL



COPRO 150

Equipped with accessories

Packing Colour **unpacked on pallet**



## HUG TOWER 3 SIDES



DIFFERENT SIZED ON REQUEST




WALL FIXING WITH S8FH GALVANISED STEEL

COMPACT



NO HOLES ON THE FLOOR AND COLUMN!



## HUG TOWER





DIFFERENT SIZED AND HEIGHT ON REQUEST

COMPACT

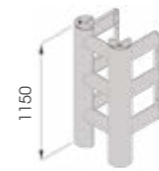


NO HOLES ON THE FLOOR AND COLUMN!



HUG TOWER 3 SIDES

Packing Colour **to be defined**  
M

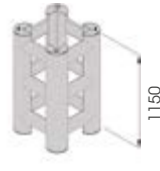


Equipped with accessories



HUG TOWER

Packing Colour **to be defined**  
M



Equipped with accessories



Column protection

# TOWER PROTECTION

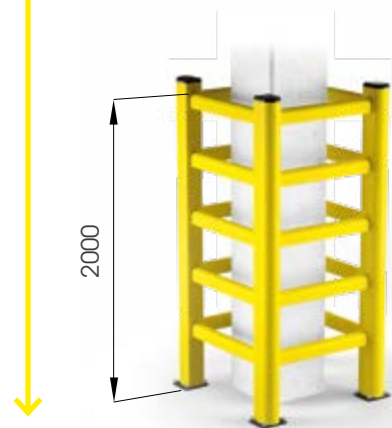


DIFFERENT SIZED AND HEIGHT ON REQUEST



M12 GALVANISED STEEL

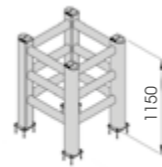
AVAILABLE ALSO:



TOWER

Equipped with accessories

Packing Colour to be defined



Column protection

# TOWER LINK



DIFFERENT SIZED AND HEIGHT ON REQUEST



M12 GALVANISED STEEL



TOWER LINK/1

TOWER LINK/2

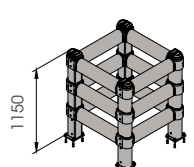
TOWER LINK/3



TOWER LINK/1  
TOWER LINK/2  
TOWER LINK/3

Equipped with accessories

Packing Colour to be defined



# 11

## LOADING BAYS PROTECTIONS

Loading bays protections are shock-proof solutions which are set up near loading doors. They avoid possible slipping, falling and flipping of moving vehicles near open and unmanned loading bays.

Sistema di protezione antiurto installato in prossimità delle porte di carico. Permettono di evitare situazioni ad alto rischio di scivolamento, caduta e ribaltamento dei mezzi in movimento in presenza di baie di carico aperte e non presidiate.

Système de protection contre les chocs installé près des portes de chargement. Ils permettent d'éviter des situations en raison du risque élevé de glissement, de chute et de basculement des véhicules en mouvement en présence de quais de chargement ouverts et sans surveillance.

La protección de muelles de carga es un sistema anticollisión que está cerca de las puertas de carga. Evitan los riesgos de deslizamiento, caída y derrocamiento los vehículos en movimiento cuando están cerca de los muelles de carga abiertos y no vigilados.



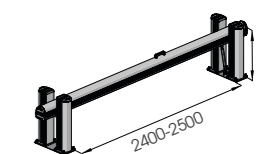
### DOCK GATE



**DOCK GATE L** 2400-2500

Packing Colour **to be defined**  
 B  M

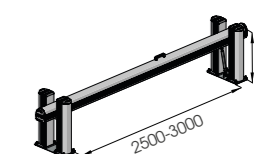
Equipped with accessories



**DOCK GATE XL** 2500-3000

Packing Colour **to be defined**  
 B  M

Equipped with accessories



# 12 WHEEL STOP

Solutions designed for the safety of loading and unloading zone in warehouses and parking areas. Ideal for conveying, stopping or positioning the vehicle in the parking area, or near a cargo bay.

Soluzioni progettate per la sicurezza delle zone di carico e scarico dei magazzini e dei parcheggi. Ideali per convogliare, fermare o posizionare il mezzo nell'area di parcheggio o in prossimità di una baia di carico.

Solutions conçues pour la sécurité des zones de chargement et de déchargement des entrepôts et parkings. Idéal pour transporter, arrêter ou positionner le véhicule dans l'aire de stationnement ou à proximité d'un quai de chargement.

Soluciones diseñadas para asegurar las zonas de carga y descarga de almacenes y aparcamientos. Ideal para transportar, detener o posicionar el vehículo en la zona de aparcamiento o cerca de un muelle de carga.

Wheel stop

TRUCK LINE



DIFFERENT SIZES ON REQUEST



TL	500	2000
	750	3000
	1000	4000
	1500	


Equipped with accessories

Packing Colour **to be defined**



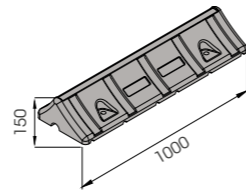
# TRUCK STOP

# CAR STOP



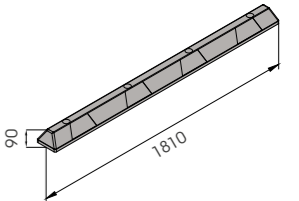
TRUCK STOP

Packing Colour **to be defined**  
Colour **D**



CAR STOP

Packing Colour **to be defined**  
Colour **D**





# 13


## CORNER PROTECTION

Designed to protect pillars and columns or external corners of walls and panels.

Realizzato per proteggere pilastri e colonne o angoli esterni di muri e pannelli.

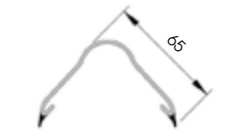
Étudié pour protéger les poteaux et les colonnes ou les angles extérieurs de murs et de panneaux.

Realizado para proteger pilares y columnas o esquinas exteriores de paredes y paneles.



CP 100

Length 4.000 mm  
Packing 10 pz / box  
Colour B M E F  
  
Length 2.000 mm  
Packing 10 pz / bag  
Colour M




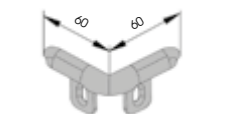
CPF 100

Length 4.000 mm  
Packing 10 pz / bag  
  
Length 2.000 mm  
Packing 10 pz / bag



CPT 100

Packing 40 pz / box  
Colour B E F



CP 200

Length 4.000 mm  
Packing 2 pz / bag  
Colour B M E  
  
Length 2.000 mm  
Packing 2 pz / bag  
Colour M




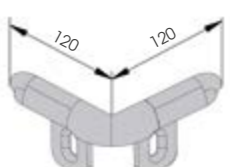
CPF 200

Length 2.000 / 4.000 mm  
Packing 2 pz / bag



CPT 200

Packing 20 pz box  
Colour B E



# 14

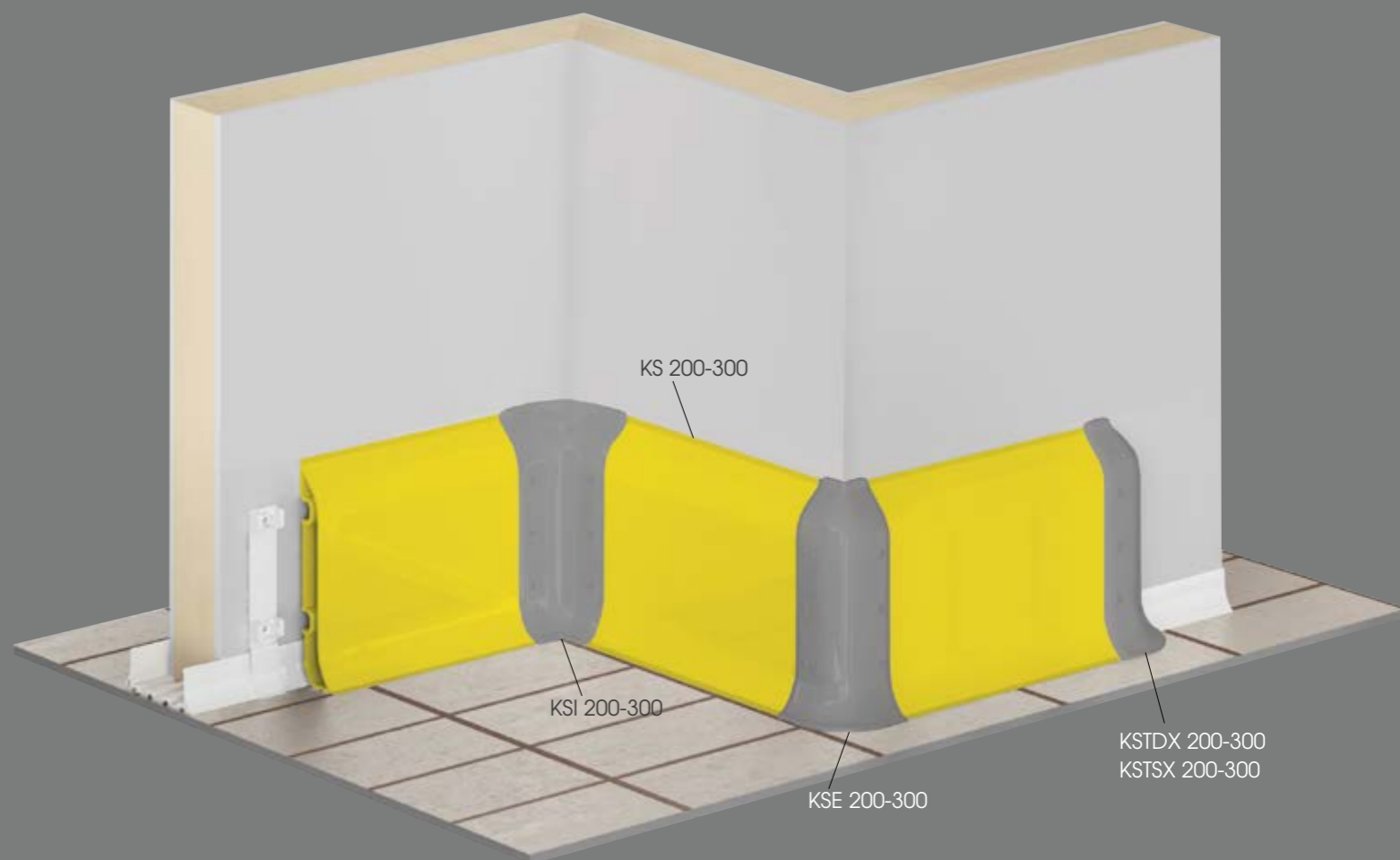
## KERB

A large size protection system, ideal for walls and panels. Easy to install and clean. Fully equipped with corner caps and buttons.

Sistema di protezione di grandi dimensioni, ideale per muri e pannelli. Facile da installare e pulire. Completo di angolari e tappi.

Système de protection de grands dimensions, idéal pour les murs et les panneaux. Facile à installer et à nettoyer. Complété de bouchons d'angles et d'embouts.

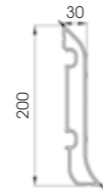
Sistema de protección de grande dimensión, ideal para paredes y paneles. Fácil de instalar y limpiar. Completo de esquinas y tapas.





**KS 200**

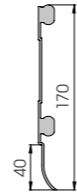
Length **4.000 mm**  
 Packing **3 pz / box**  
 Colour **B M E**



**KEPF 200**

To install with TB14


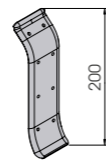
Packing **50 pz / box**  
 Colour **K**



**KSJ 200**

To install with TB14 / TF14

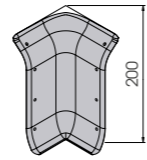
Packing **20 pz / box**  
 Colour **B E**



**KSI 200**

To install with TB14 / TF14

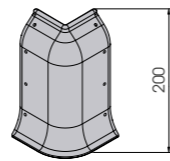
Packing **20 pz / box**  
 Colour **B E**



**KSE 200**

To install with TB14 / TF14

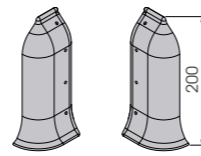
Packing **20 pz / box**  
 Colour **B E**



**KSTD/SX 200**

To install with TB14 / TF14

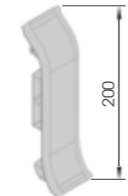
Packing **20 pz / box**  
 Colour **B E**



**KSJ 200 LT**

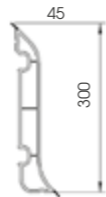
**THERMAL  
 BREAK  
 RESISTANT**

Packing **to be defined**  
 Colour **K**



**KS 300**

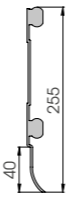
Length **4.000 mm**  
 Packing **1 pz**  
 Colour **M E**



**KEPF 300**

To install with TB20

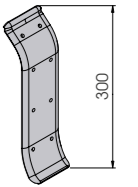
Packing **40 pz / box**



**KSJ 300**

To install with TB20 / TF20

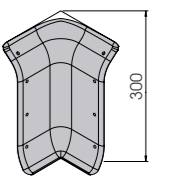
Packing **10 pz / box**  
 Colour **B E**



**KSI 300**

To install with TB20 / TF20

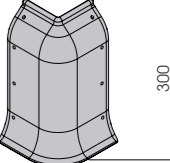
Packing **10 pz / box**  
 Colour **B E**



**KSE 300**

To install with TB20 / TF20

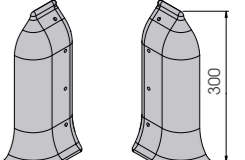
Packing **10 pz / box**  
 Colour **B E**



**KSTD/SX 300**

To install with TB20 / TF20

Packing **10 pz / box**  
 Colour **B E**



# 15

## WALL PROTECTION

New bumper without guides. Thanks to its big size and resistance it is ideal for protection of industrial spaces. Fixed caps with hidden screws covered by specific buttons.


Nuovo profilo antiurto senza guida. La sua ampiezza e resistenza lo rende ideale per la protezione di ambienti industriali. Terminali fissati con viti nascoste da appositi bottoni.

Nouveau profilé anti-choc sans besoin d'une base à fixer. Sa mesure large et sa résistance en font le profilé parfait pour la protection des espaces industriels. Embouts fixés avec des vis cachées grâce à des bouchons spécifiques.

Nuevo perfil antigolpe sin guía. Su amplitud y resistencia lo hacen ideal para la protección de entornos industriales. Terminales fijados con tornillos ocultos por botones especiales.

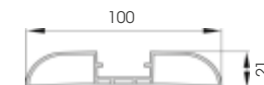


### Wall Protection



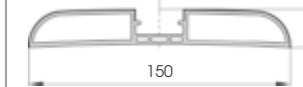
**WP 100**

Length **4.000 mm**  
Packing **8 pz / box**  
Colour **B E F**



**WP 150**

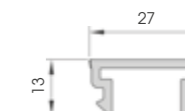
Length **4.000 mm**  
Packing **4 pz / box**  
Colour **B M E**



**WPC**

To install with WP 100 / WP 150

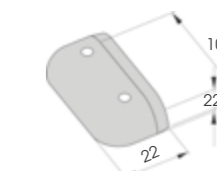
Length **4.000 mm**  
Packing **16 pz / box**  
Colour **A B M D E F G H**



**WPT 100**

To install with TM5

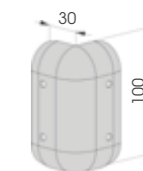
Packing **50 pz / box**  
Colour **B E F**



**WPA 100**

To install with TS9

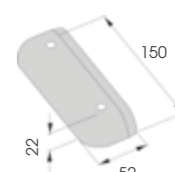
Packing **20 pz / box**  
Colour **B E**



**WPT 150**

To install with TM5

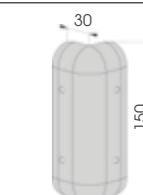
Packing **50 pz / box**  
Colour **B E**

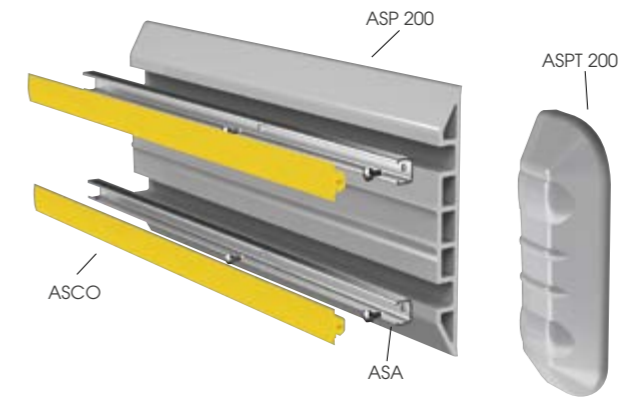



**WPA 150**

To install with TS9

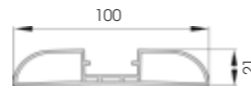
Packing **20 pz / box**  
Colour **B E**





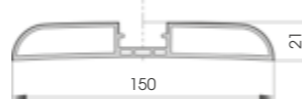
**WP 100**

Length **4.000 mm**  
Packing **8 pz / box**  
Colour **B E F**



**WP 150**

Length **4.000 mm**  
Packing **4 pz / box**  
Colour **B M E**



**WPCS**

To install with WP 100 / WP 150



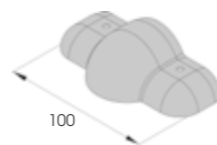
Length **4.000 mm**  
Packing **8 pz / box**  
Colour **A B M D E F G H I**



**WPTS 100**

To install with TS9

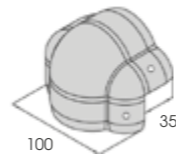
Packing **20 pz / box**  
Colour **B E**



**WPAS 100**

To install with TS9

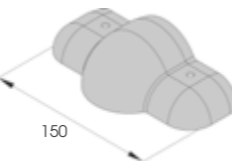
Packing **20 pz / box**  
Colour **B E**



**WPTS 150**

To install with TS9


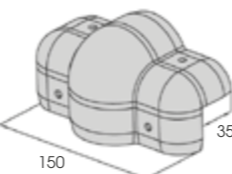
Packing **20 pz / box**  
Colour **B E**



**WPAS 150**

To install with TS9

Packing **20 pz / box**  
Colour **B E**



**ASP 200**




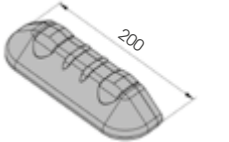
Length **4.000 mm**  
Packing **2 pz / box**  
Colour **B M**



**ASPT 200**



Packing **10 pz / box**  
Colour **B D**



**ASA**

Material **aluminium**  
Length **4.000 mm**  
Packing **8 pz / bundle**



**ASCO**




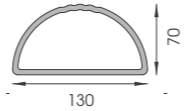
Packing **2 pz / box**  
L = **32.000 mm**  
Colour **A B M D E**





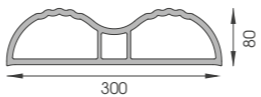
**WALL HUG** 1000  
2000  
3000  
4000

Length 1000/2000/3000/4000  
Packing unpacked  
Colour M



**WALL BFLEX** 1000  
2000  
3000  
4000

Length 1000/2000/3000/4000  
Packing unpacked  
Colour M




# NEWS



## LOFT BARRIER

WORLD'S FIRST FIXED PROTECTION SYSTEM FOR SUSPENDED AREAS




## FLEXI LINE

CORNER BUMPER GUARDS



## FENCE LINK

THE ADAPTABLE STRONGEST SOLUTION FOR RACK-ENDS



Now available  
**CUSTOMISED RACK PROTECTOR,**  
new version of rack protector  
processed upon request!

**CUSTOMISED RACK PROTECTOR**



**M12 - M16**  
HILTI  
Hole required Ø 12-16  
Galvanized steel.



**S12 - S12X150 - S16**  
HILTI  
Hole required Ø 10-10-14  
Galvanized steel.



**B12 - B16 - B20**  
HILTI  
Hole required Ø 22-28-32  
Galvanized steel.



**S8FH - S12FH**  
HILTI  
Hole required Ø 6-10  
Galvanized steel.  
Countersunk.



**SF12 - SF16 - SF20 INOX**  
Hole required Ø 14-18-24  
Stainless steel.



**M12 - M16 INOX**  
Hole required Ø 12-16  
Stainless steel.



**KIT ROD 70-120 ZINCATA**  
HILTI  
Hole required Ø 38-56  
Galvanized steel.



**KIT ROD 70-120 INOX**  
HILTI INSERT  
Hole required Ø 38-56  
Galvanized steel.



**AA12 - AA16**  
Hole required Ø 22-22  
Galvanized steel.  
For asphalt.



**ASPHALT CHEMICAL**  
CHEMICAL ANCHOR  
385 ML



**FR**  
HILTI CHEMICAL ANCHOR  
300 ML



**WIT NORDIC**  
CHEMICAL ANCHOR  
420 ML  
(Installation in working cold rooms  
with negative temperatures)



**TM5**  
Hole required Ø 8.5  
Neutral polyethylene. 100/500 Pcs. / bag.



**TS9**  
Hole required Ø 5  
White or grey nylon. 1000 Pcs. / bag.



**TB14 - TB20**  
Hole required Ø 4-5  
Steel / aluminium (white for Ø 4)  
500 Pcs. / box.



**TF14 - TF20**  
Hole required Ø 5-6.5  
Aluminium. 500 Pcs. / box.



**FIX P90**  
Galvanized steel and painted.



**COVER 90 RE**  
Galvanized steel and painted.



**FIX P90 INOX**  
Stainless steel.



**FIX P150**  
Galvanized steel and painted.



**COVER 150 RE**  
Galvanized steel and painted.



**FIX P150 INOX**  
Stainless steel.



**FIX P150 FH**  
Galvanized steel and painted.  
Countersunk.



**FULL FRAME BASE**  
Galvanized steel and painted.



**SHOCK ABSORBER PAD**  
Soft material, optional for FIXP150.  
(To be installed with S12x150)

Colours

<b>A</b>	<b>B</b>	<b>D</b>	<b>E</b>	<b>F</b>	<b>G</b>	<b>H</b>	<b>I</b>	<b>K</b>	<b>L</b>	<b>M</b>
RED RAL 3002	GREY RAL 7040	BLACK RAL 9005	WHITE RAL 9010	WHITE RAL 9002	BLUE RAL 5005	GREEN RAL 6029	SILVER RAL 9006	LIGHT GREY RAL 7035	DARK GREY RAL 7024	LIGHT YELLOW RAL 1018



SOME OF OUR REFERENCES



THE WORLD'S TOP **LOGISTICS** PROFESSIONALS CHOOSE OUR **QUALITY MADE IN ITALY**





# OUR INSTALLATION



# OUR INSTALLATION



## MPM states that:

The safety coefficient and consequent use of the product requires preliminary screening by a designer who will necessarily have to take account of the actual installation conditions, considering that instructions contained in catalogues, orders, transport documents, invoices or any other documentation showing the product characteristics, should not be considered suitable to compensate for any lack of design or technical testing required for installation of the product.

In any case, it is necessary to comply with the appropriate assembling and installation instructions as defined in the technical catalogue on corporate websites ([www.mpmprotections.com](http://www.mpmprotections.com)). MPM will accept no liability for the use of profiles in situations that have not been preceded by the above-mentioned checks.

Impact forces indicated in the brochure, or in other documents, refer to laboratory tests and cannot take account for consequences determined by installation modes or peculiarities of the place where the products are installed (in an operational environment vehicle type, speed and mass, routes, angles of impact, ground and anchorage are variable and uncontrolled conditions that no test can replicate); the data refers to an intact product that can be affected by alterations from incorrect maintenance and old age, as well as the methods and characteristics of installation (with specific reference to floor-mounted products like the latter); the weight, dimensions, colours and characteristics of the material refer to the sample and the conformity with the latter of the product supplied will be subject to normal production tolerance. The product may be affected by environmental installation conditions.

Reflex protections performances can be affected in environments with temperatures below 0°C or higher than 50°C.

The fastness of the colour and its brightness depend on wear and tear and climatic conditions that can affect its intensity over time.

Images in the brochure are for advertising purposes only and do not in any way represent how the products should be used.

Full version of MPM product warranty available in the technical catalogue on corporate websites ([www.mpmprotections.com](http://www.mpmprotections.com)).





MADE IN  
ITALY



**M.P.M. s.r.l.**  
Via Europa 2  
35010 Fratte  
di S. Giustina in Colle  
Padova · Italy

T +39 049 9301773  
F +39 049 9300427  
info@mpmpvc.com  
mpmprotections.com

MAY 2021