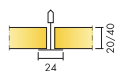


Ecophon Hygiene Advance™ A


Ecophon Hygiene Advance™ A is a sound-absorbing ceiling with an exposed grid that sustains daily advanced cleaning and disinfection with strong chemicals. Suitable for the most demanding conditions. Available with corrosion class C3 grids for humid areas and C4 grids for constantly wet areas.




SYSTEM RANGE



Size, mm	600x600	600x600	1200x600	1200x600
T24	•	•	•	•
Thickness (THK)	20	40	20	40
Inst. Diag.	M246C4, M252C3	M246C4, M252C3	M246C4, M252C3	M246C4, M252C3



Hygiene Advance A tile



Hygiene Advance A C4 section with Connect Hygiene clip 20



Hygiene Advance A C4 system



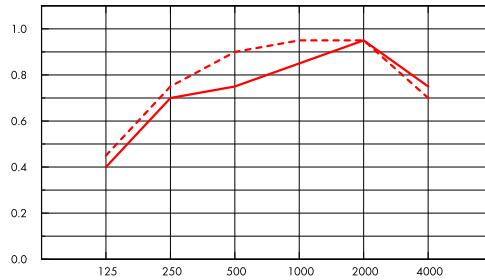
Acoustic

Hygiene Advance Technical tile has no performance determined (n.p.d.) for sound absorption.

Sound Absorption:

Test results according to EN ISO 354. Classification according to EN ISO 11654, and the single value ratings for Noise Reduction Coefficient, NRC and Sound Absorption Average, SAA according to ASTM C 423.

α_p , Practical sound absorption coefficient



— Hygiene Advance A 20 mm, 200 mm o.d.s.

- - - Hygiene Advance A 40 mm, 200 mm o.d.s.

THK mm	o.d.s. mm	α_p , Practical sound absorption coefficient						α_w	Sound absorption class
		125 Hz	250 Hz	500 Hz	1000 Hz	2000 Hz	4000 Hz		
20	200	0.40	0.70	0.75	0.85	0.95	0.75	0.85	B
40	200	0.45	0.75	0.90	0.95	0.95	0.70	0.90	A

THK mm	o.d.s. mm	NRC	SAA
20	200	0.80	0.76
20	400	0.80	0.79
40	200	0.75	0.76
40	400	0.75	0.76



Indoor Air Quality

Certificate / Label	
Eurofins Indoor Air Comfort®	IAC Gold
French VOC	A+
Finnish M1	•



Circularity

Minimum post-consumer recycled content	59%
Recyclability	Fully recyclable



Fire safety

Country	Standard	Class
Europe	EN 13501-1	A2-s1,d0

The glass wool core of the tiles is tested and classified as non-combustible according to EN ISO 1182.



Humidity Resistance

Class C, relative humidity 95% and 30°C, according to EN 13964:2014



Visual appearance

White 141, nearest NCS colour sample S 1000-N, 73% light reflectance. Please note: There is a small difference in gloss and appearance between the Hygiene Advance tile and the Hygiene Advance technical tile.



Cleanability

Daily dusting, vacuum cleaning and wet wiping.



Advanced Cleanability

High and low pressure cleaning with water and steam cleaning. Withstand use of hydrogen peroxide vapor.



Chemical resistance/Disinfection

Chemical	Concentration
Formalin	37%
Ammoniac	25%
Hydrogen peroxide	30%
Sulfuric acid	5%
Phosphoric acid	30%
Peracetic acid	15%
Hydrochloric acid	5%
Isopropanol	100%
Sodium hydroxide	5%
Sodium hypochlorite	5%

Tested according to ISO 2812-1 and classified according to ISO 4628-1 with excellent result for the following chemicals.



Mould and Bacterial Resistance

Standard/Method	
ISO 846 A	1
ISO 846 C	0



Clean Room

Standard	Standard/Method	Class
ISO 14644	Particle cleanliness class	ISO 3
NF S 90-351	Microbiological class	M1/area 4
NF S 90-351	Particle elimination kinetics	CP(0,5) 1



Air permeability

When mounted according to installation diagram M252:

Hygiene Advance A: 20 mm: $1,1 \text{ m}^3/(\text{h} \times \text{m}^2 \times \text{Pa})$

Hygiene Advance A: 40 mm: $0,3 \text{ m}^3/(\text{h} \times \text{m}^2 \times \text{Pa})$



Accessibility

The tiles are demountable. Minimum demounting depth according to installation diagram. The tiles are secured using Connect Hygiene Clip to allow for effective cleaning. The clips are easily removable from above the ceiling. Connect Democlips 20 C4 are available to simplify access to the ceiling void.



Installation

Installed according to installation diagrams, installation guides and drawing aid. Cut tiles must be sealed with Connect Hygiene Advance Tape. Penetrations must be sealed with a suitable sealant.



System weight

The weight of the system (including suspension grid) should be approximately 3 kg/m^2 for 20 mm thickness and $4,5 \text{ kg/m}^2$ for 40 mm thickness.



Mechanical properties

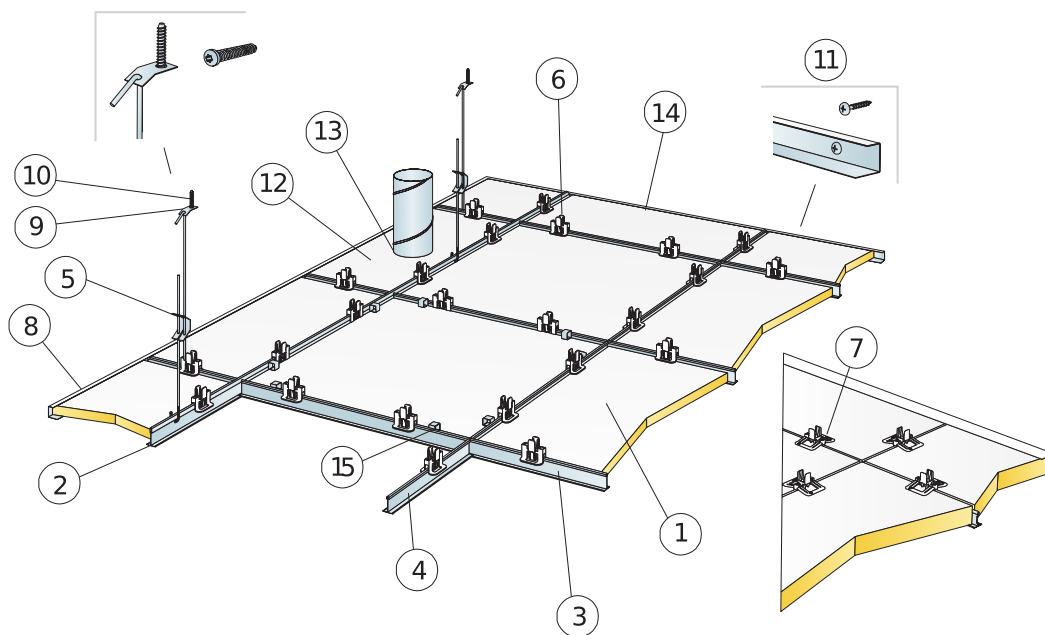
See table about Max live load and Min load bearing capacity and Functional demands, Mechanical properties at www.ecophon.com.



CE

Ecophon ceiling systems are CE marked according to the European harmonized standard EN13964:2014. CE marked construction products are covered by a Declaration of Performance (DOP) which enables customers and users to easily compare performance of products available on the European market.

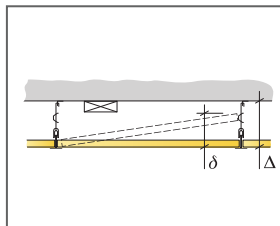
INSTALLATION DIAGRAM (M246) FOR ECOPHON HYGIENE ADVANCE™ A C4



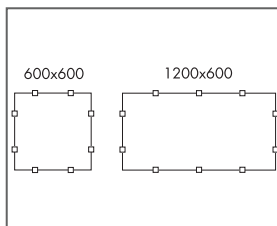
© Ecophon Group

QUANTITY SPECIFICATION (EXCL. WASTAGE)

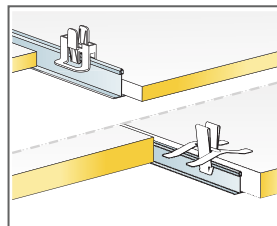
		Size, mm			
		600x600	600x600	1200x600	1200x600
1	Hygiene Advance A	2,8/m ²	2,8/m ²	1,4/m ²	1,4/m ²
2	Connect T24 Main Runner C4, c1200	0,9m/m ²	0,9m/m ²	0,9m/m ²	0,9m/m ²
3	Connect T24 Cross Tee C4, L=1200, c600	1,7m/m ²	1,7m/m ²	1,7m/m ²	1,7m/m ²
4	Connect T24 Cross Tee C4, L=600	0,9m/m ²	0,9m/m ²	-	-
5	Connect Adjustable Hanger C4, c1200, (max 600 mm distance from wall)	0,7/m ²	0,7/m ²	0,7/m ²	0,7/m ²
6	Connect Hygiene Clip 20	11/m ²	11/m ²	7/m ²	7/m ²
7	Connect Hygiene Clip 40 C4	11/m ²	11/m ²	7/m ²	7/m ²
8	Connect Channel Trim C4, fixed at c300 mm	as required	as required	as required	as required
9	Connect Fixing Plate C4	0,7/m ²	0,7/m ²	0,7/m ²	0,7/m ²
10	Connect Anchor Screw C4	0,7/m ²	0,7/m ²	0,7/m ²	0,7/m ²
11	Connect Installation Screw C4	3,4/lm Channel trim C4			
12	Hygiene Advance Technical Tile	as required	as required	as required	as required
13	Joint sealant (not supplied by Ecophon)	as required	as required	as required	as required
14	Connect Hygiene Advance Tape	as required	as required	as required	as required
15	Connect Demo Clip 20 C4, (where access is needed)	as required	as required	as required	as required
Δ Min. overall depth of system: 150 mm		-	-	-	-
δ Min. demounting depth: 150 mm		-	-	-	-



See Quantity Specification



Arrangement of clips

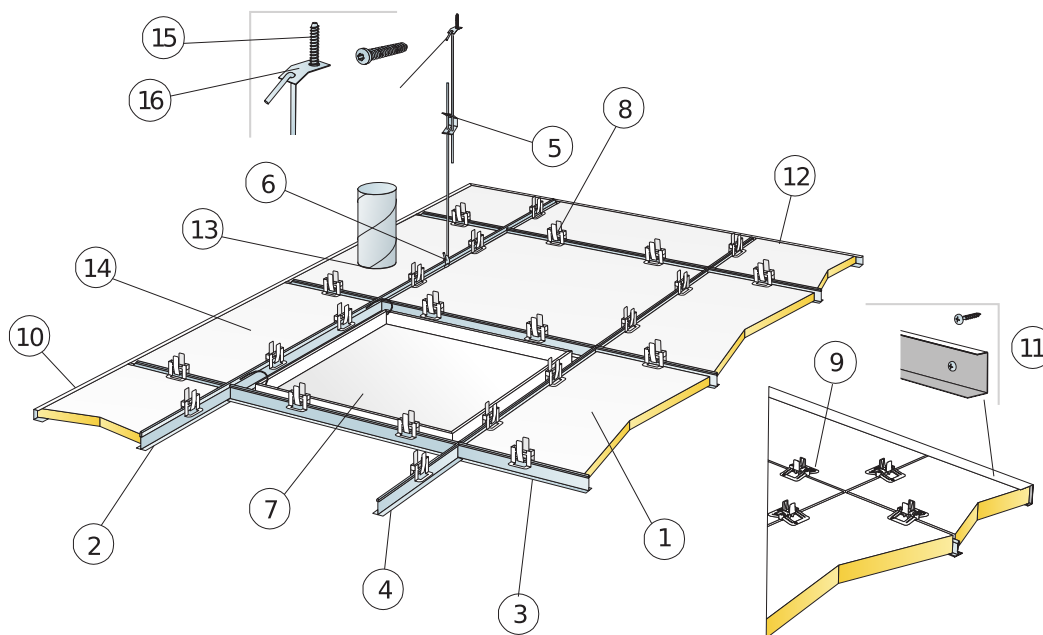


Clips for keeping tiles in place

Size, mm	Max live load (N)	Min load bearing capacity (N)
600x600	40	160
600x600	40	160
1200x600	40	160
1200x600	40	160

Live load/load bearing capacity

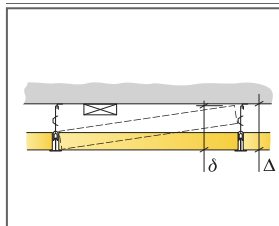
INSTALLATION DIAGRAM (M252) FOR ECOPHON HYGIENE ADVANCE™ A C3



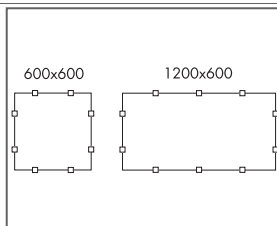
© Ecophon Group

QUANTITY SPECIFICATION (EXCL. WASTAGE)

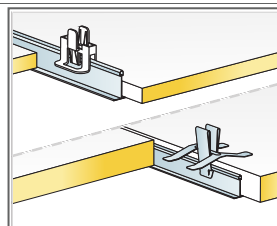
		Size, mm			
		600x600	600x600	1200x600	1200x600
1	Hygiene Advance A	2,8/m ²	2,8/m ²	1,4/m ²	1,4/m ²
2	Connect T24 Main Runner C3, installed at 1200 mm centres	0,9m/m ²	0,9m/m ²	0,9m/m ²	0,9m/m ²
3	Connect T24 Cross Tee C3, L=1200 mm, installed at 600 mm centres	1,7m/m ²	1,7m/m ²	1,7m/m ²	1,7m/m ²
4	Connect T24 Cross Tee C3, L=600 mm	0,9m/m ²	0,9m/m ²	-	-
5	Connect Adjustable Hanger C3, c1200 (max distance from wall 600 mm)	0,7/m ²	0,7/m ²	0,7/m ²	0,7/m ²
6	Connect Hanger Clip (not to be used in swimming hall environments)	0,7/m ²	0,7/m ²	0,7/m ²	0,7/m ²
7	Connect Inspection Hatch C3	as required	as required	as required	as required
8	Connect Hygiene Clip 20	11/m ²	11/m ²	7/m ²	7/m ²
9	Connect Hygiene Clip 40	11/m ²	11/m ²	7/m ²	7/m ²
10	Connect Channel Trim C3, fixed c300 (for 20 mm thickness)	as required	as required	as required	as required
11	Connect Channel Trim C3, fixed c300 (for 40 mm thickness)	as required	as required	as required	as required
12	Connect Hygiene Advance Tape	as required	as required	as required	as required
13	Joint sealant (not supplied by Ecophon)	as required	as required	as required	as required
14	Hygiene Advance Technical Tile	as required	as required	as required	as required
15	Connect Anchor Screw C4	0,7/m ²	0,7/m ²	0,7/m ²	0,7/m ²
16	Connect Fixing Plate C4	0,7/m ²	0,7/m ²	0,7/m ²	0,7/m ²
Δ Min. overall depth of system: 150 mm		-	-	-	-
δ Min. demounting depth 20 mm: 150 mm		-	-	-	-
δ Min. demounting depth 40 mm: 170 mm		-	-	-	-



See Quantity Specification



Arrangement of clips



Clips for keeping tiles in place

Size, mm	Max live load (N)	Min load bearing capacity (N)
600x600	40	160
600x600	40	160
1200x600	40	160
1200x600	40	160

Live load/load bearing capacity