

# BasorTrav FE



BasorTRAV



B		Filling Area		Max. Filling*				
mm	inch	cm <sup>2</sup>	in <sup>2</sup>	2m	3m	4m	5m	6m
100	4	59	9,1	100%	100%	100%	100%	100%
150	6	89	13,8	100%	100%	100%	100%	100%
200	8	118	18,3	100%	100%	100%	100%	100%
300	12	177	27,4	100%	100%	100%	100%	74%
400	16	236	36,6	100%	100%	100%	83%	55%
500	20	295	45,7	100%	100%	100%	66%	44%
600	24	354	54,9	100%	100%	86%	55%	37%

B		Filling Area		Max. Filling*				
mm	inch	cm <sup>2</sup>	in <sup>2</sup>	2m	3m	4m	5m	6m
100	4	84	13,0	100%	100%	100%	100%	100%
150	6	126	19,5	100%	100%	100%	100%	100%
200	8	168	26,0	100%	100%	100%	100%	100%
300	12	252	39,1	100%	100%	100%	100%	78%
400	16	336	52,1	100%	100%	100%	84%	58%
500	20	420	65,1	100%	100%	98%	67%	47%
600	24	504	78,1	100%	100%	82%	56%	39%

B		Filling Area		Max. Filling*				
mm	inch	cm <sup>2</sup>	in <sup>2</sup>	2m	3m	4m	5m	6m
150	6	156	24,2	100%	100%	100%	100%	100%
200	8	208	32,2	100%	100%	100%	100%	100%
300	12	312	48,4	100%	100%	100%	100%	72%
400	16	416	64,5	100%	100%	100%	78%	54%
500	20	520	80,6	100%	100%	100%	63%	43%
600	24	624	96,7	100%	100%	84%	52%	36%

B		Filling Area		Max. Filling*				
mm	inch	cm <sup>2</sup>	in <sup>2</sup>	2m	3m	4m	5m	6m
150	6	201	31,2	100%	100%	100%	100%	100%
200	8	268	41,5	100%	100%	100%	100%	100%
300	12	402	62,3	100%	100%	100%	100%	76%
400	16	536	83,1	100%	100%	100%	85%	57%
500	20	670	103,9	100%	100%	100%	68%	45%
600	24	804	124,6	100%	100%	87%	57%	38%

\*Maximum filling depending on support span (m) considering a cable load of 0,23 kg/(m·cm<sup>2</sup>)

**FE H75 p333**

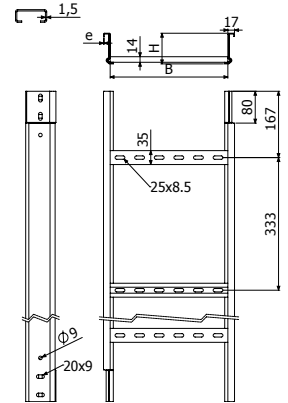


L = 3 m (10 ft)



	B		H		e	GC
	mm	inch	mm	inch		
FE 100x75x2-333 3M	100	4"	75	3"	2	200865
FE 150x75x2-333 3M	150	6"	75	3"	2	200866
FE 200x75x2-333 3M	200	8"	75	3"	2	200867
FE 300x75x2-333 3M	300	12"	75	3"	2	200868
FE 400x75x2-333 3M	400	16"	75	3"	2	200869
FE 500x75x2-333 3M	500	20"	75	3"	2	200870
FE 600x75x2-333 3M	600	24"	75	3"	2	200871

4/100 x B2 (206792 - GC)



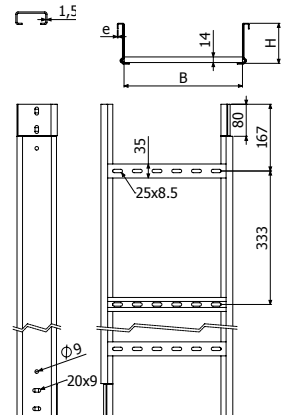
**FE H100 p333**



L = 3 m (10 ft)

	B		H		e	GC
	mm	inch	mm	inch		
FE 100x100x2-333 3M	100	4"	100	4"	2	200872
FE 150x100x2-333 3M	150	6"	100	4"	2	200873
FE 200x100x2-333 3M	200	8"	100	4"	2	200874
FE 300x100x2-333 3M	300	12"	100	4"	2	200875
FE 400x100x2-333 3M	400	16"	100	4"	2	200876
FE 500x100x2-333 3M	500	20"	100	4"	2	200877
FE 600x100x2-333 3M	600	24"	100	4"	2	200878

4/100 x B2 (206792 - GC)



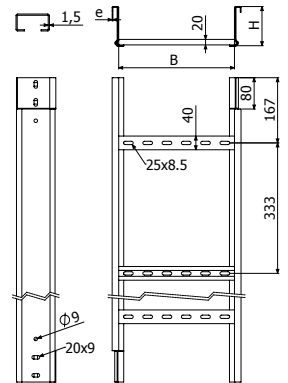
**FE H120 p333**



L = 3 m (10 ft)

	B		H		e	GC
	mm	inch	mm	inch		
FE 150x120x2-333 3M	150	6"	120	4 3/4"	2	206854
FE 200x120x2-333 3M	200	8"	120	4 3/4"	2	206855
FE 300x120x2-333 3M	300	12"	120	4 3/4"	2	206856
FE 400x120x2-333 3M	400	16"	120	4 3/4"	2	206857
FE 500x120x2-333 3M	500	20"	120	4 3/4"	2	206858
FE 600x120x2-333 3M	600	24"	120	4 3/4"	2	206859

4/100 x B2 (206792 - GC)



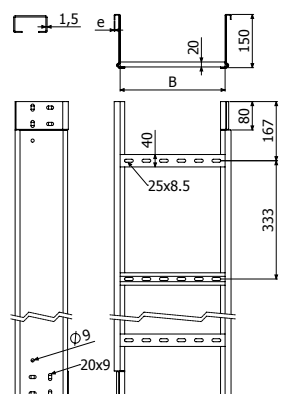
**FE H150 p333**



L = 3 m (10 ft)

	B		H		e	GC
	mm	inch	mm	inch		
FE 150x150x2-333 3M	150	6"	150	6"	2	206860
FE 200x150x2-333 3M	200	8"	150	6"	2	206861
FE 300x150x2-333 3M	300	12"	150	6"	2	206862
FE 400x150x2-333 3M	400	16"	150	6"	2	206863
FE 500x150x2-333 3M	500	20"	150	6"	2	206864
FE 600x150x2-333 3M	600	24"	150	6"	2	206865

8/100 x B2 (206792 - GC)



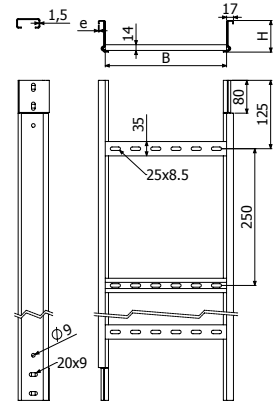
### FE H75 p250



L = 3 m (10 ft)

	B		H		e	GC
	mm	inch	mm	inch		
FE 100x75x2-250 3M	100	4"	75	3"	2	206215
FE 150x75x2-250 3M	150	6"	75	3"	2	206992
FE 200x75x2-250 3M	200	8"	75	3"	2	207003
FE 300x75x2-250 3M	300	12"	75	3"	2	206239
FE 400x75x2-250 3M	400	16"	75	3"	2	204954
FE 500x75x2-250 3M	500	20"	75	3"	2	207004
FE 600x75x2-250 3M	600	24"	75	3"	2	206216

4/100 x B2 (206792 - GC)



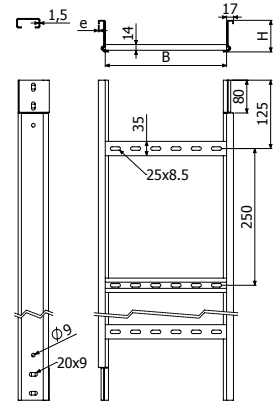
### FE H100 p250



L = 3 m (10 ft)

	B		H		e	GC
	mm	inch	mm	inch		
FE 100x100x2-250 3M	100	4"	100	4"	2	207005
FE 150x100x2-250 3M	150	6"	100	4"	2	206059
FE 200x100x2-250 3M	200	8"	100	4"	2	206249
FE 300x100x2-250 3M	300	12"	100	4"	2	206060
FE 400x100x2-250 3M	400	16"	100	4"	2	206061
FE 500x100x2-250 3M	500	20"	100	4"	2	207006
FE 600x100x2-250 3M	600	24"	100	4"	2	206062

4/100 x B2 (206792 - GC)



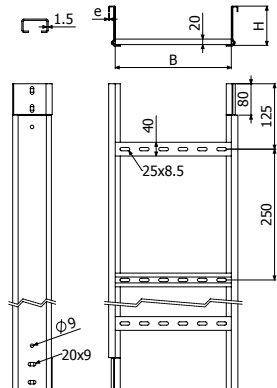
### FE H120 p250



L = 3 m (10 ft)

	B		H		e	GC
	mm	inch	mm	inch		
FE 150x120x2-250 3M	150	6"	120	4 3/4"	2	207024
FE 200x120x2-250 3M	200	8"	120	4 3/4"	2	207025
FE 300x120x2-250 3M	300	12"	120	4 3/4"	2	207026
FE 400x120x2-250 3M	400	16"	120	4 3/4"	2	207027
FE 500x120x2-250 3M	500	20"	120	4 3/4"	2	207028
FE 600x120x2-250 3M	600	24"	120	4 3/4"	2	207029

4/100 x B2 (206792 - GC)



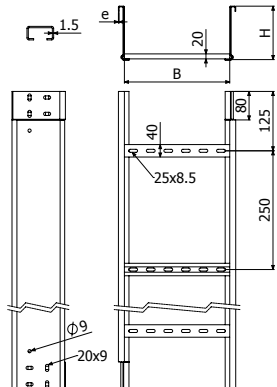
### FE H150 p250



L = 3 m (10 ft)

	B		H		e	GC
	mm	inch	mm	inch		
FE 150x150x2-250 3M	150	6"	150	6"	2	207030
FE 200x150x2-250 3M	200	8"	150	6"	2	207031
FE 300x150x2-250 3M	300	12"	150	6"	2	207032
FE 400x150x2-250 3M	400	16"	150	6"	2	207033
FE 500x150x2-250 3M	500	20"	150	6"	2	207034
FE 600x150x2-250 3M	600	24"	150	6"	2	207035

8/100 x B2 (206792 - GC)



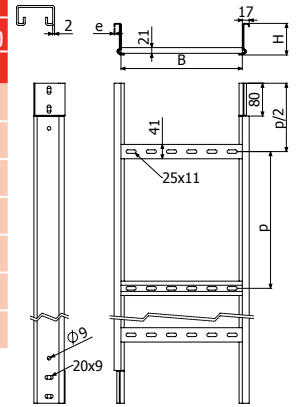
### F2E H100



L = 3 m (10 ft)

	B		H		e	GC		
						ρ=9" (230 mm)	ρ=10" (250 mm)	ρ=12" (300mm)
	mm	inch	mm	inch		mm	REF	REF
F2E 100x100x2-p 3M	100	4"	100	4"	2	214361	214257	214352
F2E 150x100x2-p 3M	150	6"	100	4"	2	214362	214258	214353
F2E 200x100x2-p 3M	200	8"	100	4"	2	214363	214259	214354
F2E 300x100x2-p 3M	300	12"	100	4"	2	214364	214260	214355
F2E 400x100x2-p 3M	400	16"	100	4"	2	214365	214261	214356
F2E 500x100x2-p 3M	500	20"	100	4"	2	214366	214262	214357
F2E 600x100x2-p 3M	600	24"	100	4"	2	214367	214263	214358

4/100 x B2 (206792 - GC)



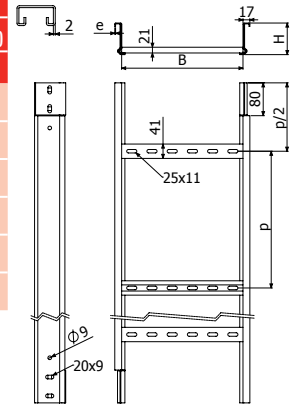
### F2E H120



L = 3 m (10 ft)

	B		H		e	GC		
						ρ=9" (230 mm)	ρ=10" (250 mm)	ρ=12" (300mm)
	mm	inch	mm	inch		mm	REF	REF
F2E 150x120x2-p 3M	150	6"	120	4 3/4"	2	214396	214275	214388
F2E 200x120x2-p 3M	200	8"	120	4 3/4"	2	214397	214276	214389
F2E 300x120x2-p 3M	300	12"	120	4 3/4"	2	214398	214277	214390
F2E 400x120x2-p 3M	400	16"	120	4 3/4"	2	214399	214278	214391
F2E 500x120x2-p 3M	500	20"	120	4 3/4"	2	214400	214279	214392
F2E 600x120x2-p 3M	600	24"	120	4 3/4"	2	214401	214280	214393

4/100 x B2 (206792 - GC)



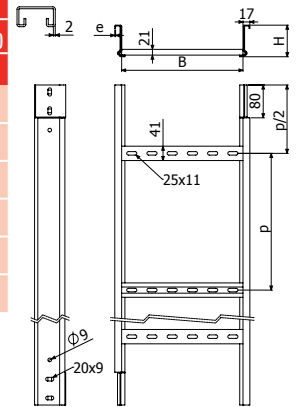
### F2E H150



L = 3 m (10 ft)

	B		H		e	GC		
						ρ=9" (230 mm)	ρ=10" (250 mm)	ρ=12" (300mm)
	mm	inch	mm	inch		mm	REF	REF
F2E 150x150x2-p 3M	150	6"	150	6"	2	214428	214291	214420
F2E 200x150x2-p 3M	200	8"	150	6"	2	214429	214292	214421
F2E 300x150x2-p 3M	300	12"	150	6"	2	214430	214293	214422
F2E 400x150x2-p 3M	400	16"	150	6"	2	214431	214294	214423
F2E 500x150x2-p 3M	500	20"	150	6"	2	214432	214295	214424
F2E 600x150x2-p 3M	600	24"	150	6"	2	214433	214296	214425

8/100 x B2 (206792 - GC)



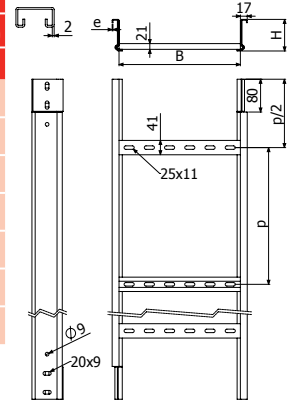
### F2E H100 6M



L = 3 m (10 ft)

	B		H		e	GC		
						p=9" (230 mm)	p=10" (250 mm)	p=12" (300mm)
	mm	inch	mm	inch		REF	REF	REF
F2E 100X100x2-p 6M	100	4"	100	4"	2	214379	214266	214370
F2E 150X100x2-p 6M	150	6"	100	4"	2	214380	214267	214371
F2E 200X100x2-p 6M	200	8"	100	4"	2	214381	214268	214372
F2E 300X100x2-p 6M	300	12"	100	4"	2	214382	214269	214373
F2E 400X100x2-p 6M	400	16"	100	4"	2	214383	214270	214374
F2E 500X100x2-p 6M	500	20"	100	4"	2	214384	214271	214375
F2E 600X100x2-p 6M	600	24"	100	4"	2	214385	214272	214376

4/100 x B2 (206792 - GC)



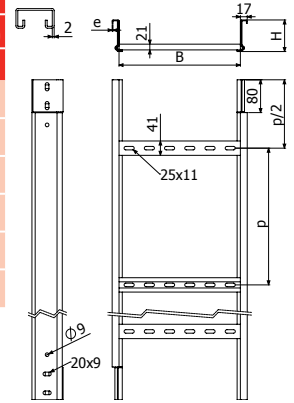
### F2E H120 6M



L = 3 m (10 ft)

	B		H		e	GC		
						p=9" (230 mm)	p=10" (250 mm)	p=12" (300mm)
	mm	inch	mm	inch		REF	REF	REF
F2E 150X120x2-p 6M	150	6"	120	4 3/4"	2	214412	214283	214404
F2E 200X120x2-p 6M	200	8"	120	4 3/4"	2	214413	214284	214405
F2E 300X120x2-p 6M	300	12"	120	4 3/4"	2	214414	214285	214406
F2E 400X120x2-p 6M	400	16"	120	4 3/4"	2	214415	214286	214407
F2E 500X120x2-p 6M	500	20"	120	4 3/4"	2	214416	214287	214408
F2E 600X120x2-p 6M	600	24"	120	4 3/4"	2	214417	214288	214409

4/100 x B2 (206792 - GC)



### F2E H150 6M



L = 3 m (10 ft)

	B		H		e	GC		
						p=9" (230 mm)	p=10" (250 mm)	p=12" (300mm)
	mm	inch	mm	inch		REF	REF	REF
F2E 150X150x2-p 6M	150	6"	150	6"	2	214444	214299	214436
F2E 200X150x2-p 6M	200	8"	150	6"	2	214445	214300	214437
F2E 300X150x2-p 6M	300	12"	150	6"	2	214446	214301	214438
F2E 400X150x2-p 6M	400	16"	150	6"	2	214447	214302	214439
F2E 500X150x2-p 6M	500	20"	150	6"	2	214448	214303	214440
F2E 600X150x2-p 6M	600	24"	150	6"	2	214449	214304	214441

8/100 x B2 (206792 - GC)

