



GENERATING SET MODEL

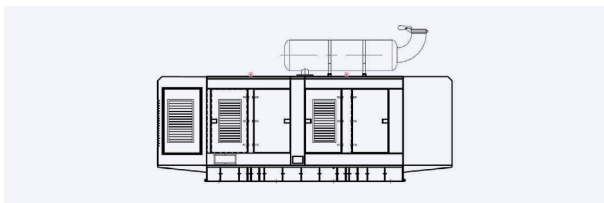
GEPI100



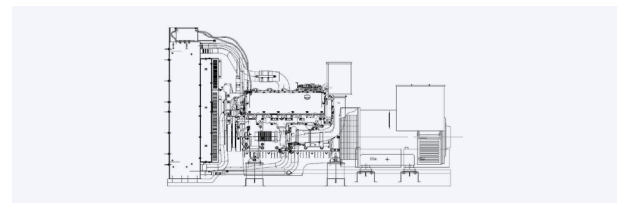
MAIN FEATURES

- Diesel engine
- Water-cooled
- Three phase generator
- Electronic speed governor
- Battery charger alternator
- Automatic voltage regulator
- **High customization possibility on all features**

AVAILABLE VERSION



Super Silent



Open Type

GENERATING SET DATA

OPEN TYPE

Prime Power (PRP):

According to ISO 8528-1:2005, Prime power is the maximum power which a generating set is capable of delivering continuously whilst supplying a variable electrical load when operated for an unlimited number of hours per year under the agreed operating conditions with the maintenance intervals and procedures being carried out as prescribed by the manufacturer.

Limited-Time running Power (LTP):

According to ISO 8528-1:2005, Limited-time power is defined as the maximum power available, under the agreed operating conditions, for which the generating set is capable of delivering for up to 500h of operation per year with the maintenance intervals and procedures being carried out as prescribed by the manufacturers.

100

KVA PRP ISO8528-3046

1500/1800

RPM

400/230

Voltage

110

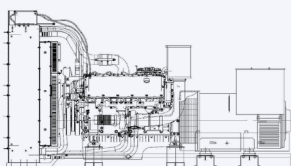
KVA LTP ISO8528-3046

50/60

Hz

0.8

Rated at power factor





OPEN TYPE

ENGINE DATA

Engine data are shown for 1500 rpm speed:

Engine model	NEF N45TM2A
Engine power PRP	87,0 kW
Engine power LTP	96,0 kW
Engine type	Diesel 4 strokes-cycle
Injection	Direct
Cylinders arrangement	4 - L
Displacement	4.5 liters

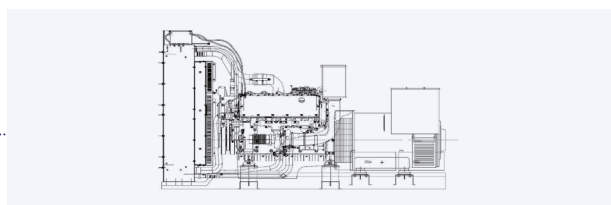
Cooling	Conditioned water
Compression ratio	17.5 : 1
Lube oil specification	ACEA E3/E5
Total oil capacity	8.5 litri
Total coolant capacity	8.5 litri
Air filters	Dry
Auxiliary voltage	12 Vdc
Battery n° and capacity	1 x 80 Ah

AIR SYSTEM

Combustion Air Flow	427.0 m3/h
Cooling Air Flow	2.2 m3/s

EXHAUST SYSTEM

Maximum allowed back pressure	5.0 kPa
Exhaust Gas Flow	533.0 kg/h
Exhaust Gas Temperature	535 °C



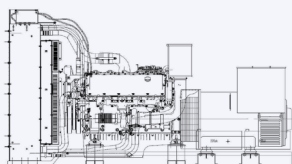
OPEN TYPE

FUEL SYSTEM

Recommended fuel	N. A.			
Fuel consumption at load percentage	100 %	80 %	50 %	%
PRP	22.0 l/h	16.2 l/h	11.0 l/h	N. A.
LTP	N. A.	N. A.	N. A.	N. A.

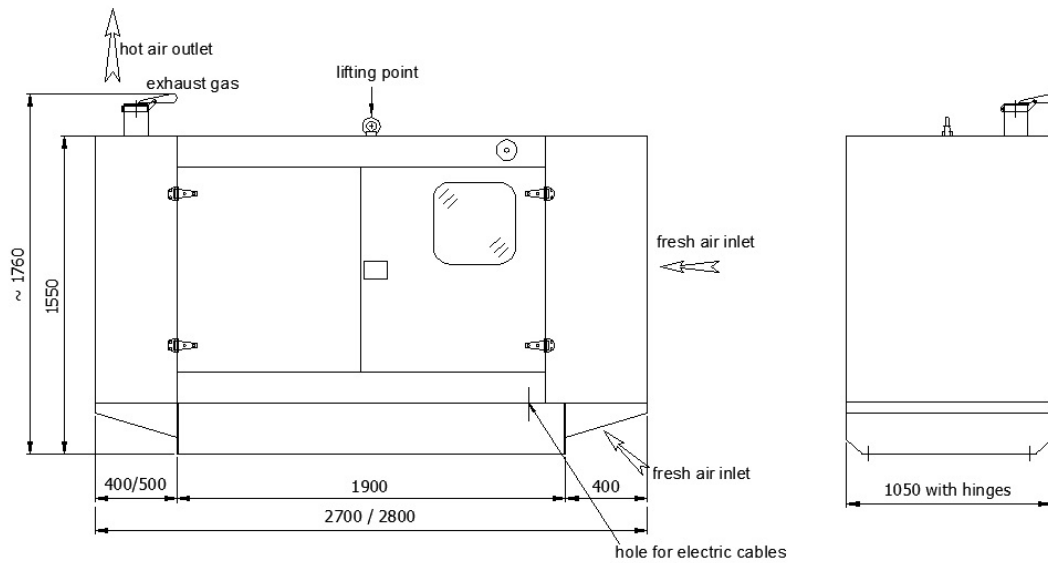
ALTERNATOR DATA

Number of poles	4
Bearing	Single
Insulation	H
Winding connections	Star series/Star parallel
Protection rating	IP23
Excitation	Self excited
Voltage regulator	A.V.R. (electronic)



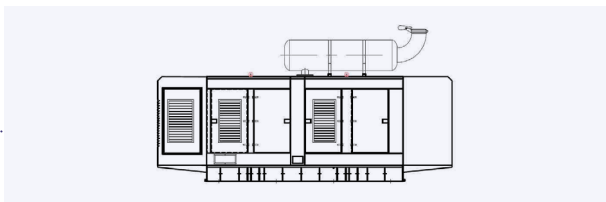
DIMENSION AND DRAWING

SUPER SILENT



weight without fuel	1800 kg
---------------------	---------

Dimension and drawing reported on the pictures above may vary. Pictures are reported only for illustration purposes and refer to standard installation.





SUPER SILENT

COLOURS

All our soundproof parts, are manufactured with galvanize material coated with powder paint



Wide choice of colours and RAL:

RAL9010 is our standar colour. Others colours, available on request and with a price increase.

RAL 9010



Standard White

RAL 9005



Black: extra prices colour

RAL 1023



Yellow: extra prices colour

RAL 6037



Green: extra prices colour

RAL 3020



Red: extra prices colour

RAL 5017



Blue: extra prices colour

RAL 7033



Cement Grey: extra prices colour


RAL 8004



Brown Rust: extra prices colour


SUPER SILENT

SOUNDPROOF CANOPY PLUS:



Internal doors side with holed metal sheet
For noise containment and limitation

Lockable doors with keys
For safety increasing



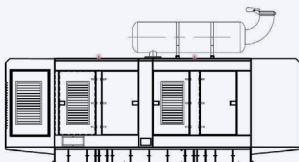

Soundproof materials



Large maintenance area and extensive level of customization possible on canopy size
Very simple access to the maintenance points



Stone wool insulations
For the hottest surfaces protection



SUPER SILENT

SOUNDPROOF:

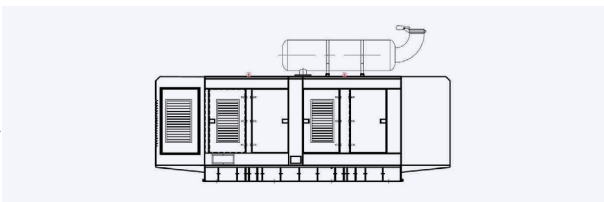



Lifted generator,
ready to deliver



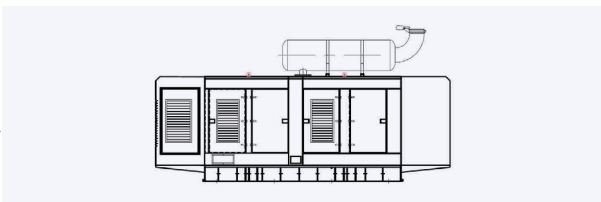


All our soundproof canopies,
have one or more lifting
points that allow a very
simple lifting operation

All our soundproof canopies, present air inlets outlets that may be placed in a variety of locations depending on the requirements





SUPER SILENT

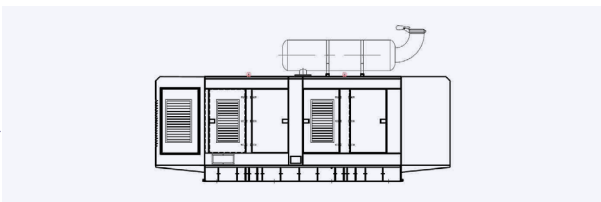




SUPER SILENT

In all soundproof canopies, there are predispositions for external fuel tank

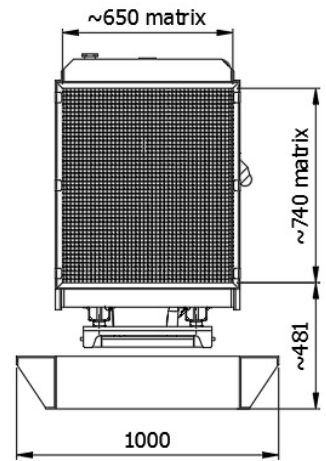
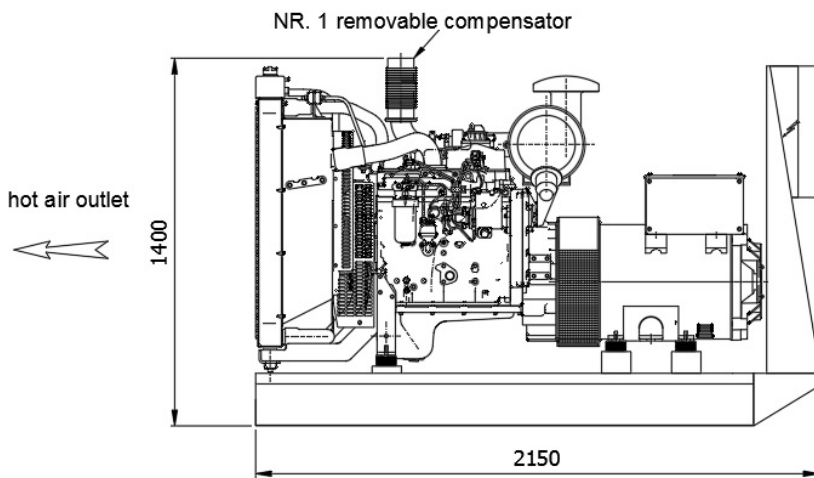


and for customers cable entrance



DIMENSION AND DRAWING

OPEN TYPE


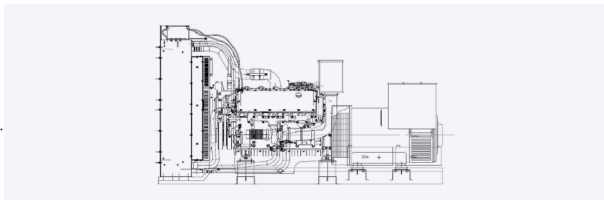


weight without fuel	1000 kg
---------------------	---------

Weight of the generating sets, vary in function of the equipment. The correct weight can be calculated only when the order supply is defined.

Daily tank, if provided, is situated into the generating set base and is equipped with precision fuel level sensor and any other required sensor. Daily tank is provided with many connection predispositions

Daily tank form and size are perfectly customizable to meet customer needs



CONTROL PANEL

6000S

SERIES

Auto start modules: used to control, operate the genset and engages the generator contactor.




Control unit CAM120

7000S

SERIES

Auto start and auto mains failure control modules: automatic emergency intervention control units. They commands the mains and generator contactors to supply the user.



Control unit CAM684, CAM 685

CONTROL PANEL

7100S


SERIES



Control unit IntelliLite AMF25

7300S

SERIES



Control unit DSE7320MKII

CONTROL PANEL

8000S
8100S

SERIES

[genset parallels and
parallel to mains]



Control unit IntelliGen IG200

Synchronising auto start load share control module: control units used to manage the parallel to mains and the multi parallel gensets.

STANDARD AND OPTIONAL FEATURES

- Power panel with automatic circuit breaker
 - Electrical power wirings between circuit breaker and alternator
 - Engine preheating system
 - Alternator preheating system
 - Fuel preheating system
 - Fuel tank
 - Fuel level probe
-
- Fuel automatic load pump
 - Emergency stop button
 - Differential relay
 - Oil extraction pump
 - Reinforced lifting points
 - Alarms system
 - Exhaust gas system silencer
 - Antivibration shock absorber
 - Others kit or optional features established during order
-